No. AV034 Certificate of Analysis

Product Name: Poly(lactide-co-glycolide)-Cyanine 5 (Mn 30,000-55,000Da)
(Lot#: 201215RAI-A)

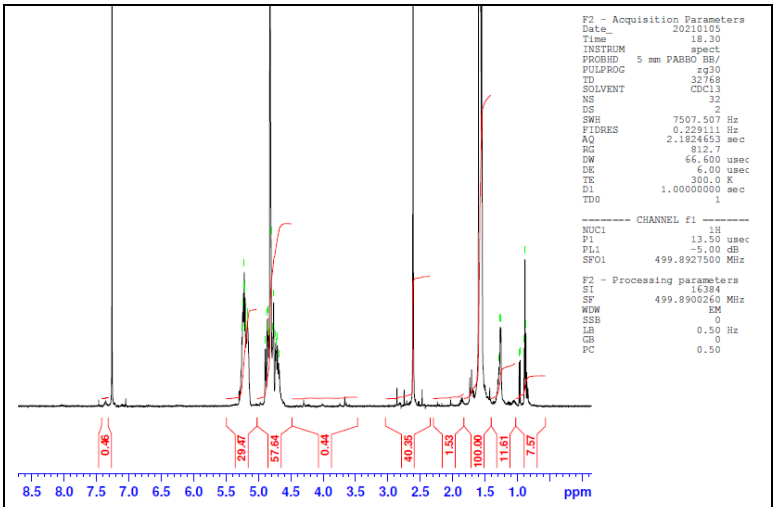

H-NMR Spectrum of copolymers in CDCl3 (NMReady-60e, Nanalysis 60 MHz) NMR of PLGA copolymer: LA-GA = 51%-49% molar ratio (LA-GA 56%-44% w-w)

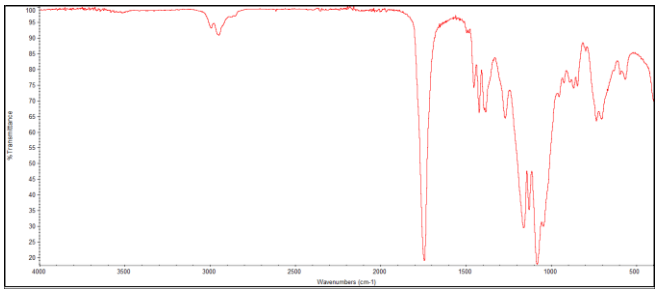

FTIR Analysis: Collected from cast-film on KBr salt-plate placed in a Nicollet Avatar 380 spectrometer with ATR Smart Orbit and analyzed in transmission mode.

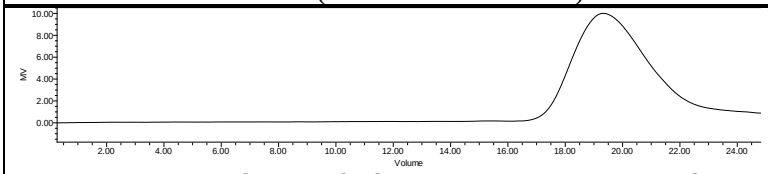

GPC-ES Analysis Method: Waters Breeze 2 system with 1 ml/min THF flow across three GPC columns. Detection via refractive index, calibrated against polystyrene standards.

Polymer	M_n (from GPC)	M_w (from GPC)	PDI
PLGA-CY5	32,208	46,238	1.44

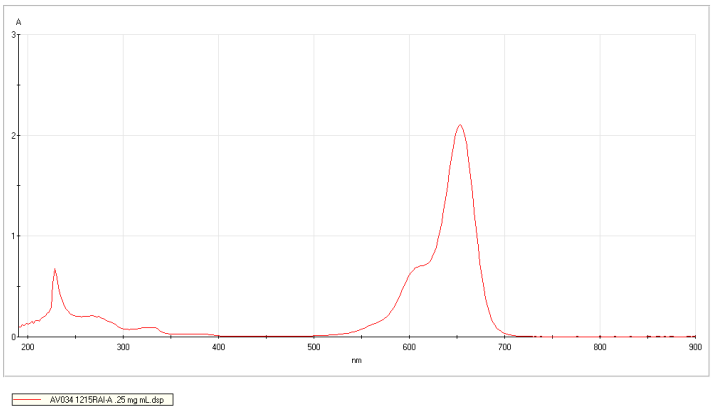

UV-Vis Analysis PLGA-CY5
Analysis method: Scan from 190-900nm in 2nm increments of 0.25 mg/ml PLGA-CY5 solution in DCM against DCM blank.

- **Structure of PLGA copolymers**

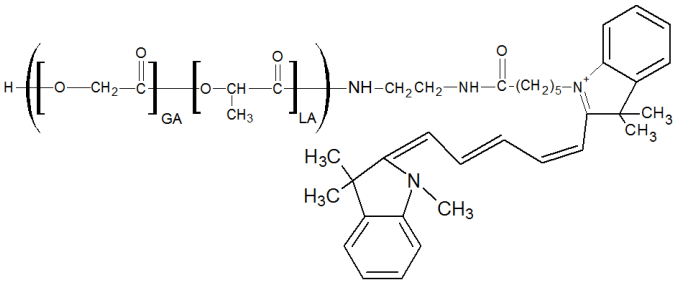

PolySciTech Division of Akina, Inc. | 3495 Kent Avenue, West Lafayette, IN 47906
765-464-0390 | www.polyscitech.com
For research use only.