No. AV011 Certificate of Analysis

Product Name: Poly(lactic-co-glycolic acid) copolymer-Rhodamine-B conjugate (M_n 10,000 - 30,000 Da) (Lot#: 240621RAI-B)

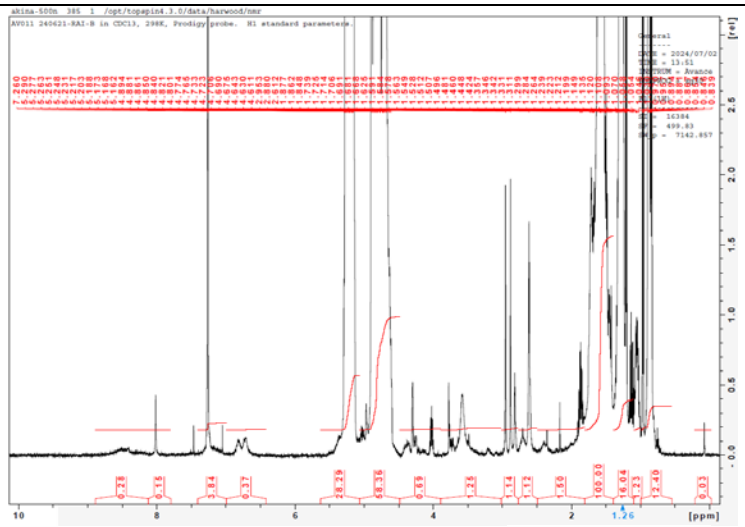

H-NMR Spectrum of copolymers in CDCl3 (Bruker ≥300 MHz, PINMRF) NMR of PLGA copolymer: LA-GA = 49%:51% molar ratio (LA:GA 55%:45% w:w)

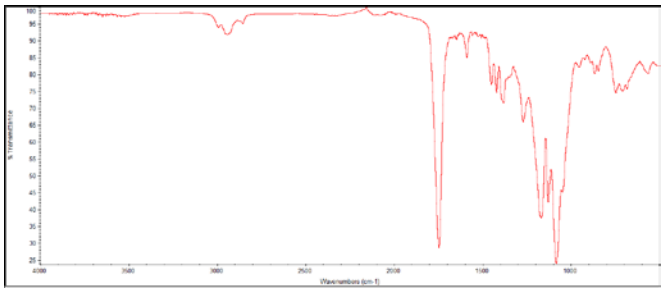

FTIR Analysis: Collected from IS5 ID7-ATR spectrometer (ThermoFisher) and analyzed in transmission mode.

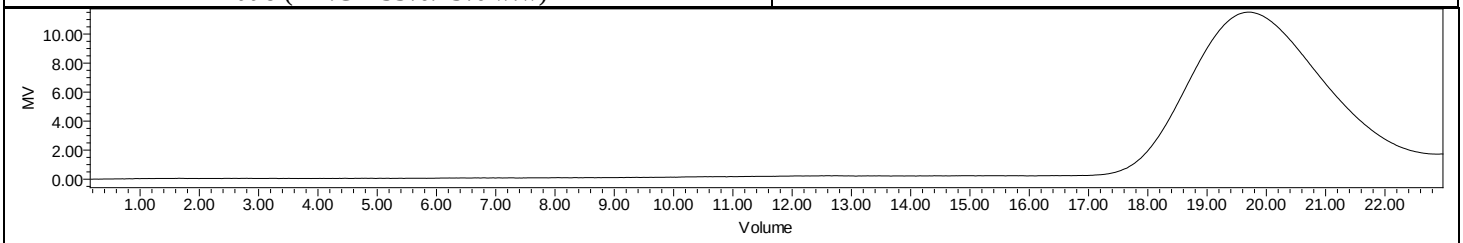

GPC-ES Analysis Method: Waters Breeze 2 system with 1 ml/min THF flow across three GPC columns. Detection via refractive index, calibrated against polystyrene standards.

Polymer	M_n (from GPC)	M_w (from GPC)	PDI
PLGA-Rhodamine	22,122	32,979	1.49

- **Structure of PLGA-Rhodamine B copolymers**

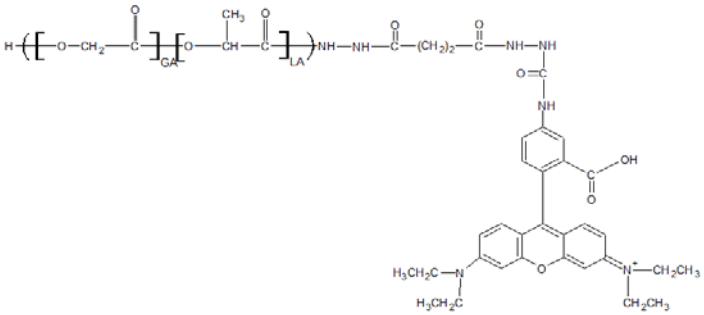

Dye Content: Testing of absorbance of polymer in DCM solution at 543 nm as compared to series of Rhodamine-B isothiocyanate standards has indicated a dye content of: 21.13 µg/mg polymer.

Approved By:
Amie Tyler
Quality Manager