

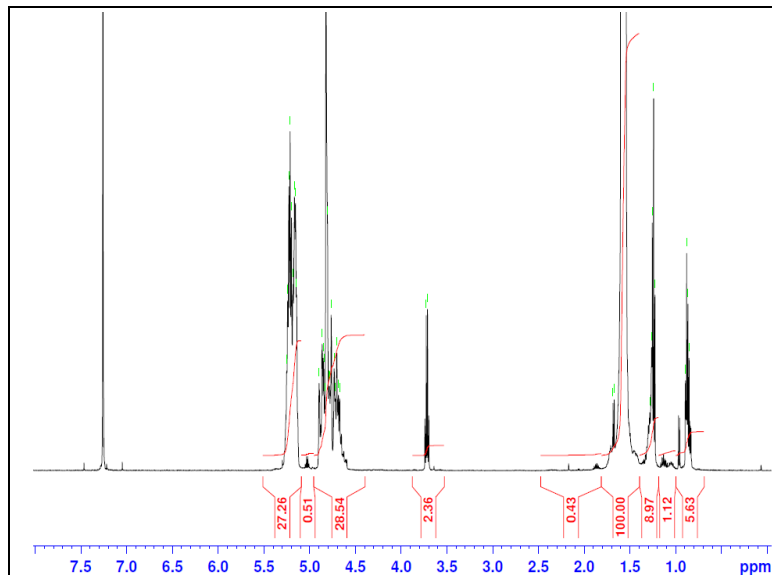
No. AP149

Certificate of Analysis



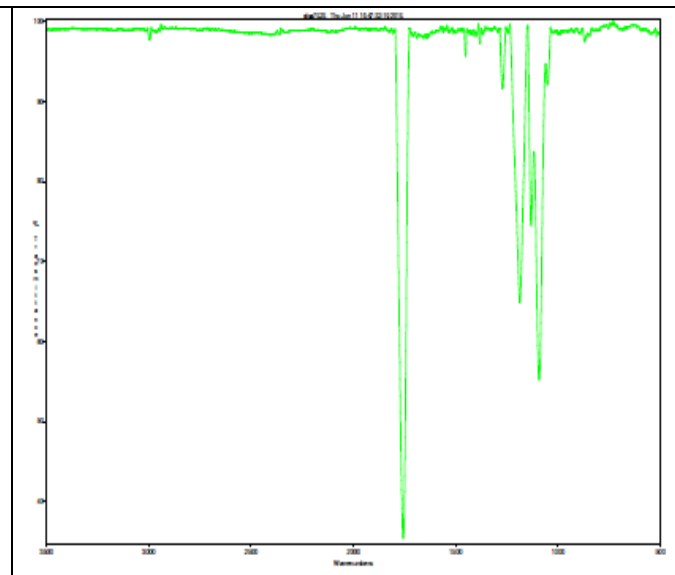
Product Name: Poly(lactic-co-glycolic) copolymers acid endcap (60:40 LA:GA, Mn: 100,000- 200,000 Da) (Lot#: 50603MJK) REV:A

H-NMR



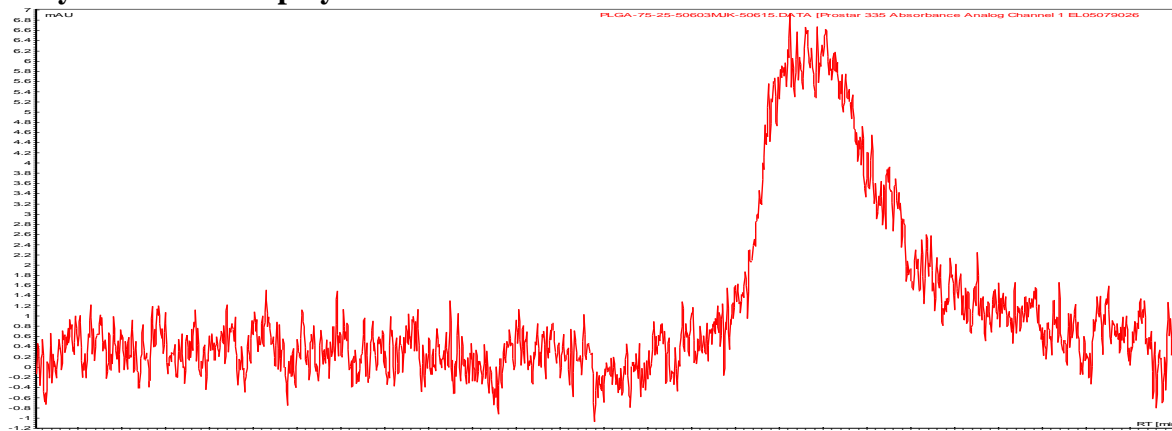
H-NMR Spectrum of PLGA copolymers in CDCl₃ (Varian Inova 500 MHz instrument), NMR of PLGA copolymers: GA/LA = 35%/65% molar ratio (30%/70% w/w)

FTIR



Analysis Method: Collected from cast-film on KBR salt-plate placed in Satellite FTIR (Thermo-Mattson) and analyzed in transmission mode.

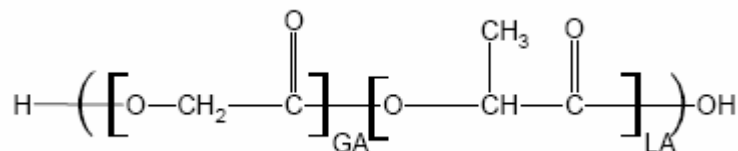
- **GPC analysis of PLGA copolymers**



Analysis Method: Varian Prostar system with 1 ml/min DCM flow across three Phenogel columns and one PLgel Resipore column (Agilent). Detection via UV/Vis, calibrated against polystyrene standards

Polymer	Mn (from GPC)	Mw (from GPC)	PDI
PLGA	117,827	178,717	1.52

- **Structure of PLGA copolymers**



Material provide for research use only. Not for human use.