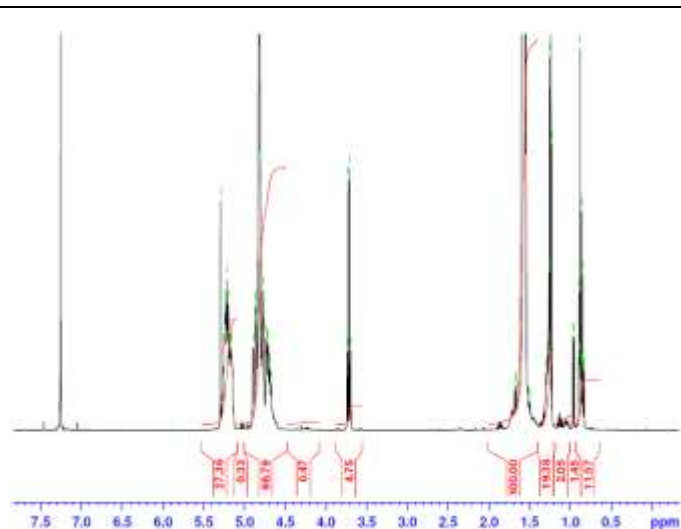


No. AP059

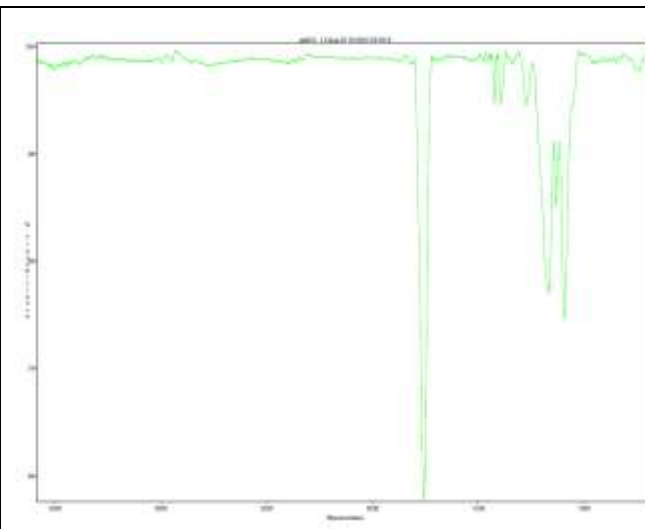
Certificate of Analysis



Product Name: Poly(lactic-co-glycolic acid) acid endcap (1:1 LA:GA, Mn: 45,000-55,000Da)
(Lot#: 40813BAK) REV:A

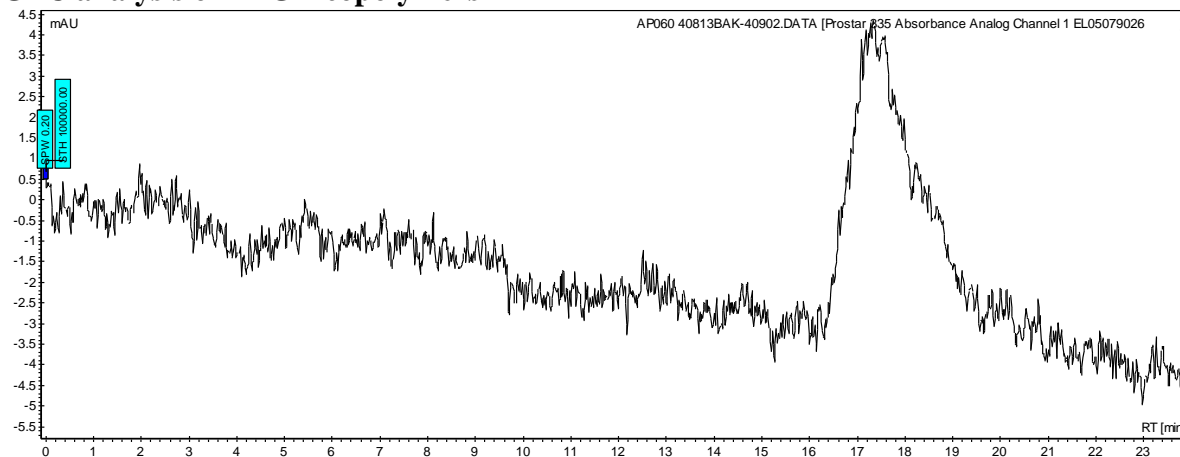


H-NMR Spectrum of PLGA copolymer in CDCl₃ (Varian Inova 500 MHz instrument), NMR of PLGA copolymers:
LA/GA = 45%/55% molar ratio (50%/50% w/w)



FTIR Analysis: Collected from cast-film on KBR salt-plate placed in Satellite FTIR (Thermo-Mattson) and analyzed in transmission mode.

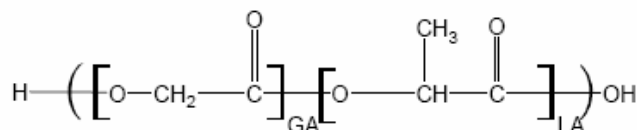
• GPC analysis of PLGA copolymers



Analysis Method: Varian Prostar system with 1 ml/min DCM flow across two Phenogel 5 μ m columns and one PLgel Resipore column (Agilent). Detection via UV/Vis, calibrated against polystyrene standards.

Polymer	Mn (from GPC)	Mw (from GPC)	PDI
PLGA	46307	67417	1.46

• Structure of PLGA copolymers



Material provided for research use only. Not for human use.

PolySciTech Division of Akina, Inc. | 3495 Kent Avenue, West Lafayette, IN 47906

765-464-0390 | www.polysciotech.com

For research use only.