

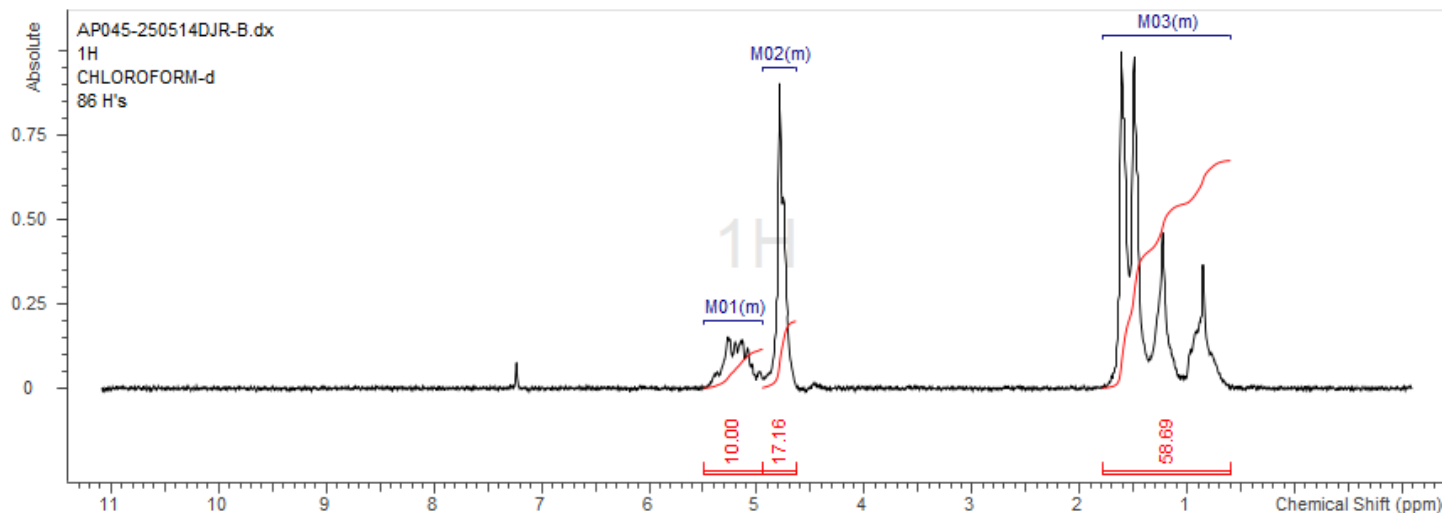
No. AP045

Certificate of Analysis



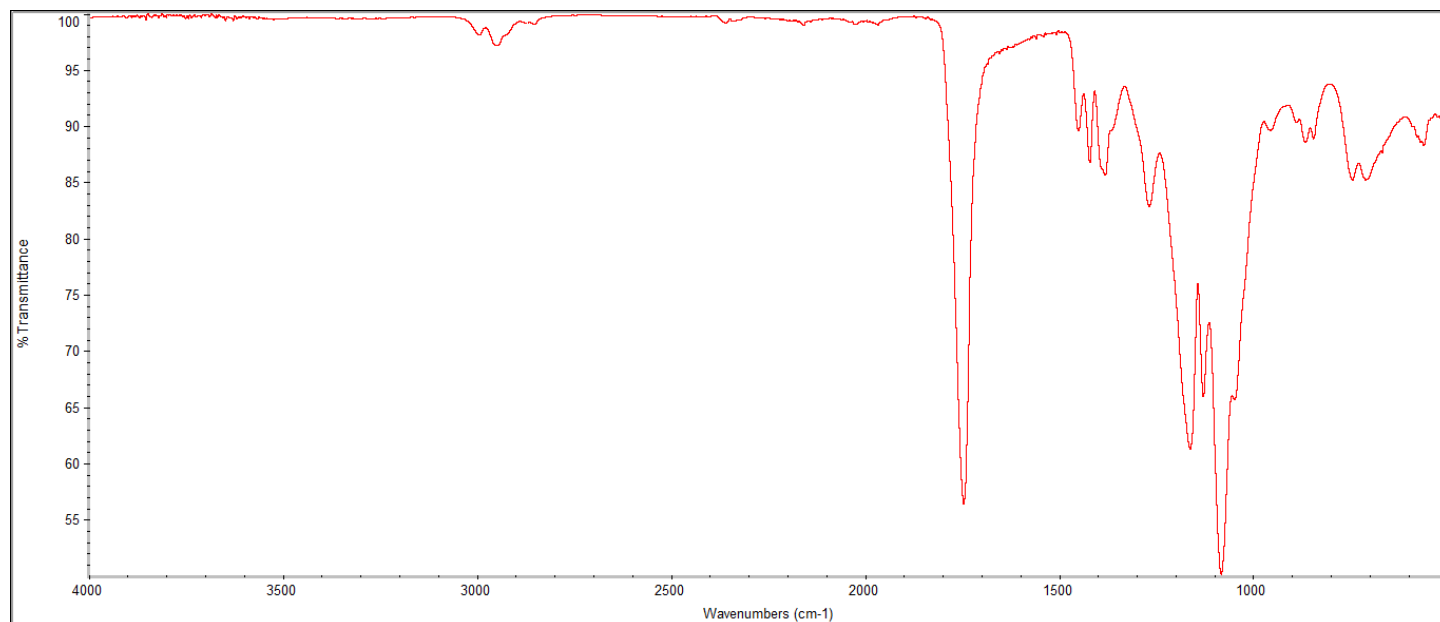
Product Name: Poly(lactide-co-glycolide) acid endcap (50:50 LA:GA, Mn: 35,000-45,000Da)
(Lot#: 250514DJR-B)

H-NMR



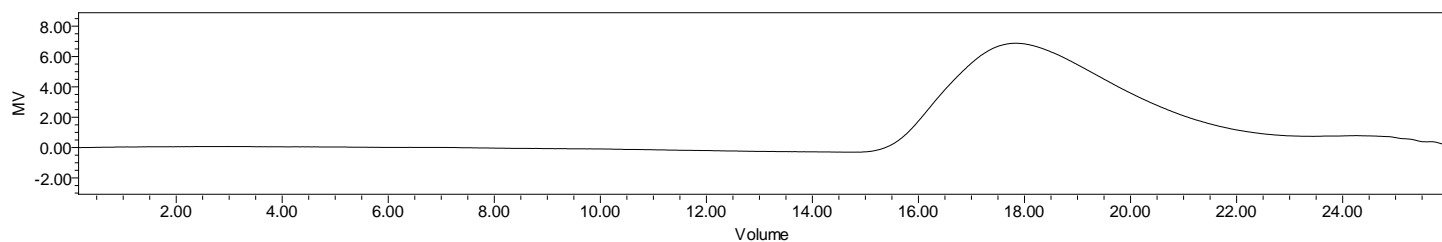
H-NMR Spectrum of copolymers in CDCl₃ (NMReady-60e, Nanalysis 60 MHz) NMR of PLGA copolymer: LA-GA =54%-46% molar ratio (LA:GA 59%:41% w:w)

FTIR



FTIR Analysis: Collected from IS5 ID7-ATR spectrometer (Thermo Scientific) and analyzed in transmission mode.

GPC-ES



Polymer	M _n (from GPC)	M _w (from GPC)	PDI
PLGA	42,736	59,088	1.38

GPC-ES Analysis Method: Waters Breeze 2 system with 1 ml/min THF flow across three GPC columns. Detection via refractive index, calibrated against polystyrene standards.

DSC

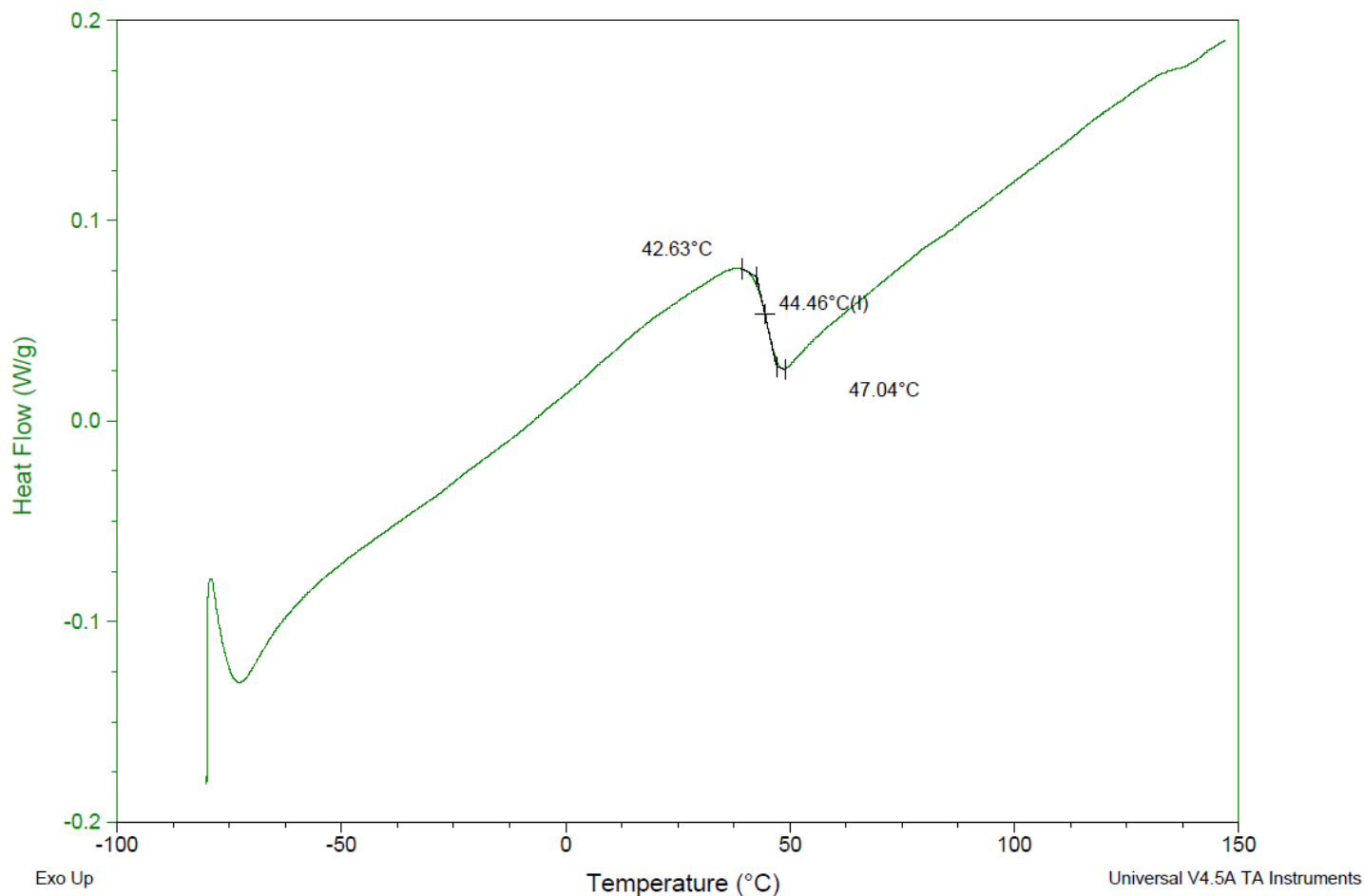
Sample: AP045 250514DJR-B
Size: 4.3000 mg
Method: Ramp

DSC

File: C:\...\COA\AP045 250514DJR-B.002

Run Date: 19-May-2025 09:38

Instrument: DSC Q2000 V24.11 Build 124

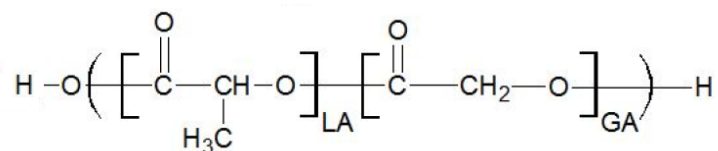


DSC Testing: 1-5 mg sample tested in crimped aluminum pan on a TA Instruments Model Q2000 with procedure equilibraion 100 °C, isothermal 5 minutes, equilibrate -80 °C, data on, ramp 10 °C/min to 150 °C. T_g = 44.46 °C

IV

Inherent Viscosity: 0.227 ± 0.008 dL/g (calculated from kinematic viscosity at 2% w/v Acetone on Rheosense microVISC, n=3) at 25°C.

Structure of copolymers



Approved By:
Amie Tyler
Quality Manager