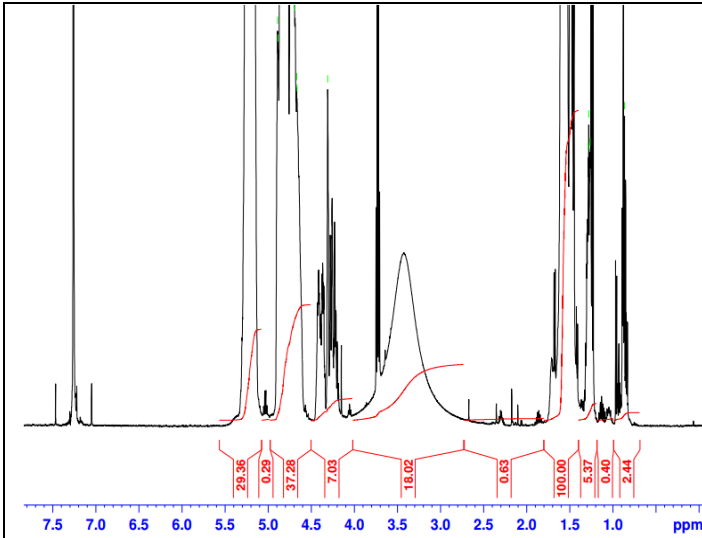


No. AP044

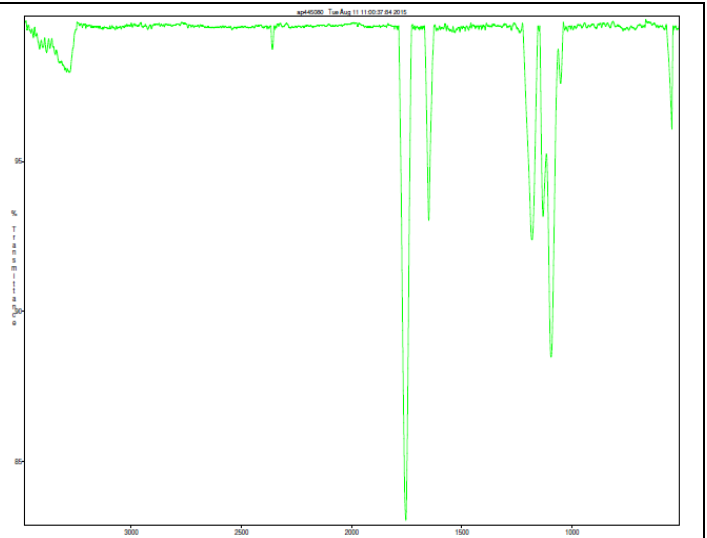
Certificate of Analysis



Product Name: Poly(lactic-co-glycolic) copolymers acid end-capped (60:40 LA:GA,
M_n: 1,000-5,000 Da) (Lot#: 50803MLS)

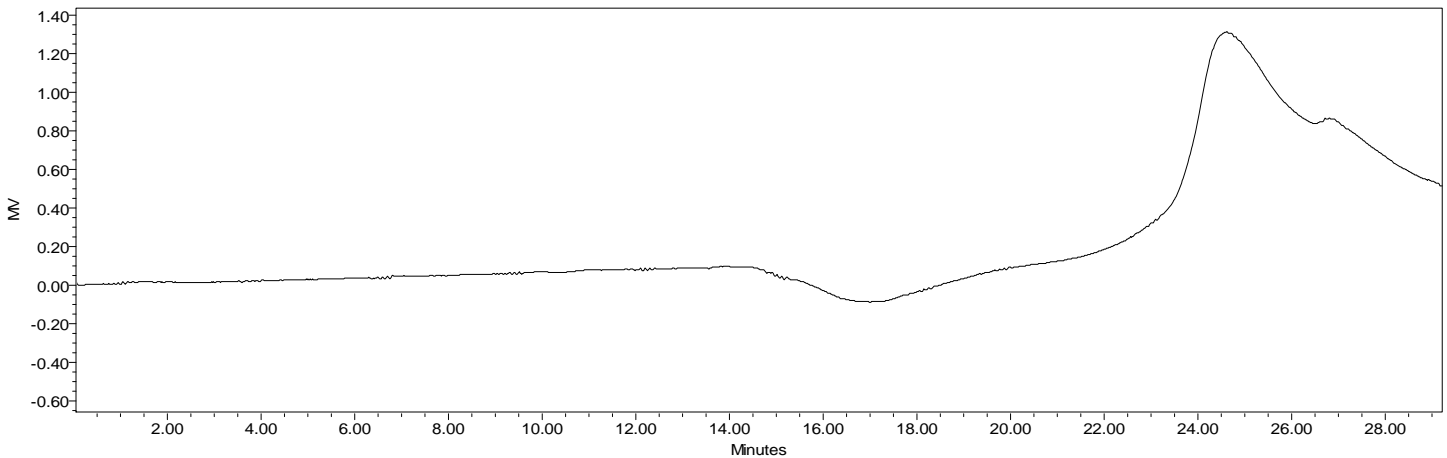


H-NMR Spectrum of PLGA copolymer in CDCl₃ (Varian Inova 500 MHz instrument), NMR of PLGA copolymers:
GA/LA = 39%/61% molar ratio (34%/66% w/w)



FTIR Analysis: Collected from cast-film on KBR salt-plate placed in Satellite FTIR (Thermo-Mattson) and analyzed in transmission mode.

• GPC analysis of PLGA copolymers



Analysis Method: Waters Breeze 2 system with 1 ml/min DCM flow across three Phenogel 5um columns (Phenomenex). Detection via refractive index, calibrated against polystyrene standards.

Polymer	M _n (from GPC)	M _w (from GPC)	PDI
PLGA	1,874	2,061	1.09

• Structure of PLGA copolymers

