No. AK172 Certificate of Analysis

Product Name: Methoxy Poly(ethylene glycol)-b-Poly((D,L) lactic acid) copolymers (10,000:10,0000 Da) (Lot#: 220408RAI-B)

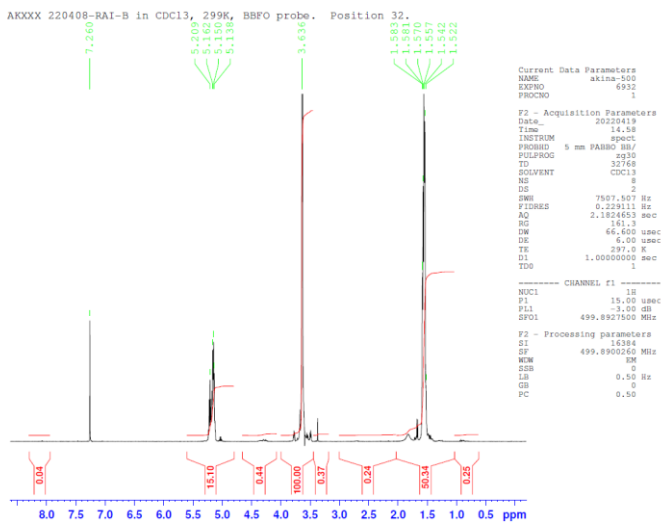

H-NMR Spectrum of copolymers in CDCl3 (Bruker ≥300 MHz, PINMRF) NMR of mPEG-P(D,L)LA copolymer: EG/LA =203/122 (Mn EG/LA 8930/8815 Da) (EG from methyl unit)

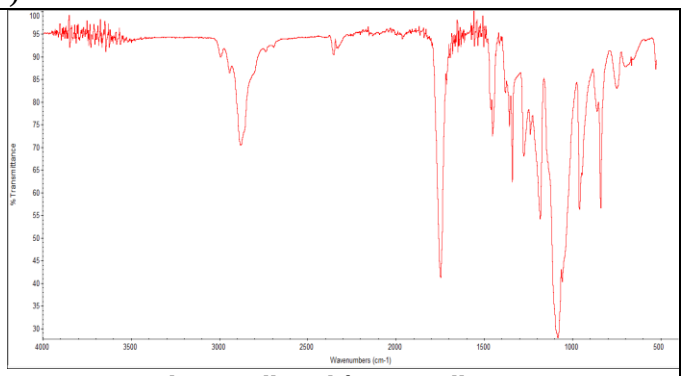

FTIR Analysis: Collected from Nicollet Avatar 380 spectrometer with ATR Smart Orbit and analyzed in transmission mode.

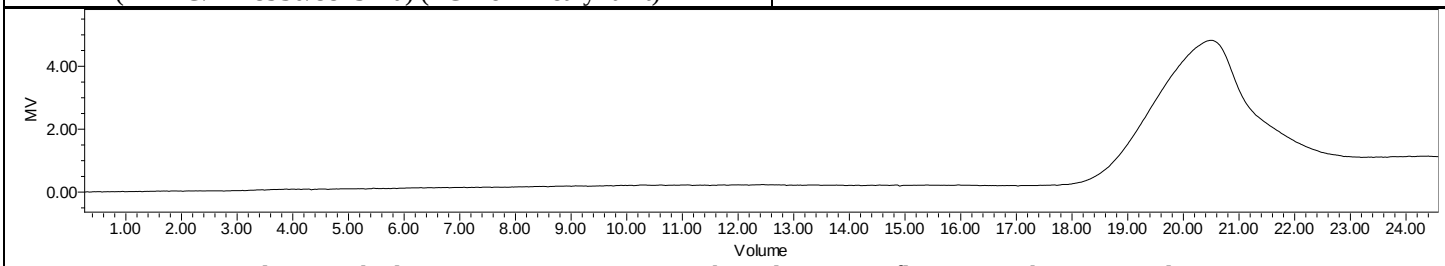

GPC-ES Analysis Method: Waters Breeze 2 system with 1 ml/min THF flow across three GPC columns. Detection via refractive index, calibrated against polystyrene standards.

Polymer	M_n (from GPC)	M_w (from GPC)	PDI
mPEG-P(D,L)La	17,454	24,072	1.38
mPEG precursor*	8719 Da*		

*- from MFG data
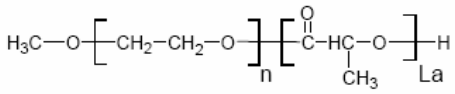
- **Structure of mPEG-P(D,L)La diblock copolymers**