No. AK154 Certificate of Analysis

Product Name: Methoxy-Poly(ethylene glycol)-Poly(lactide-co-glycolide) (5,000-15,000 Da) (Lot#: 200312RAI-B)

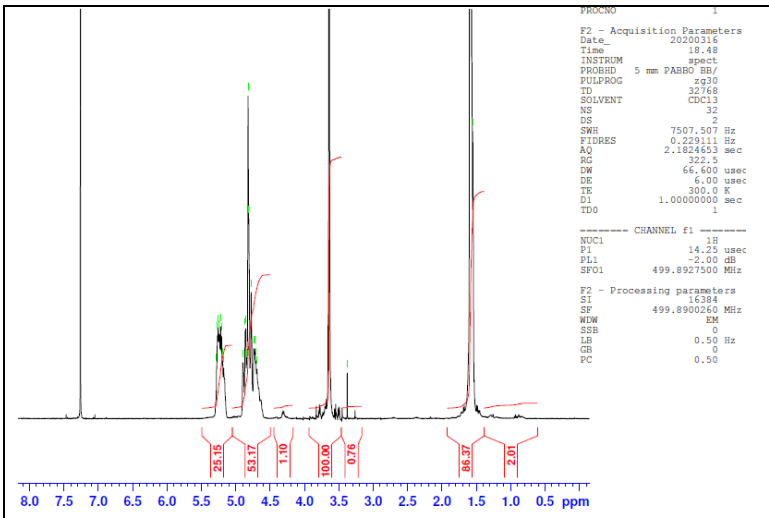

H-NMR Spectrum of copolymers in CDCl3 (Bruker ≥300 MHz, PINMRF) NMR of mPEG-PLGA copolymer: EG/LA-GA =123*/124-131 (Mn EG/LA:GA 5419*/8909:7592 Da)

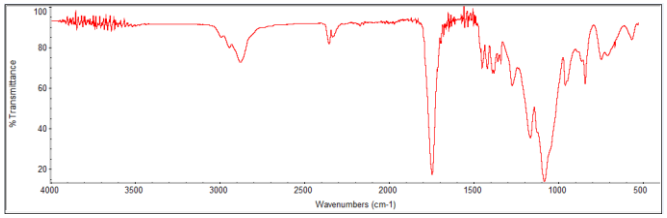

FTIR Analysis: Collected from cast-film on KBr salt-plate placed in Nicollet Avatar 380 spectrometer with ATR Smart Orbit and analyzed in transmission mode.

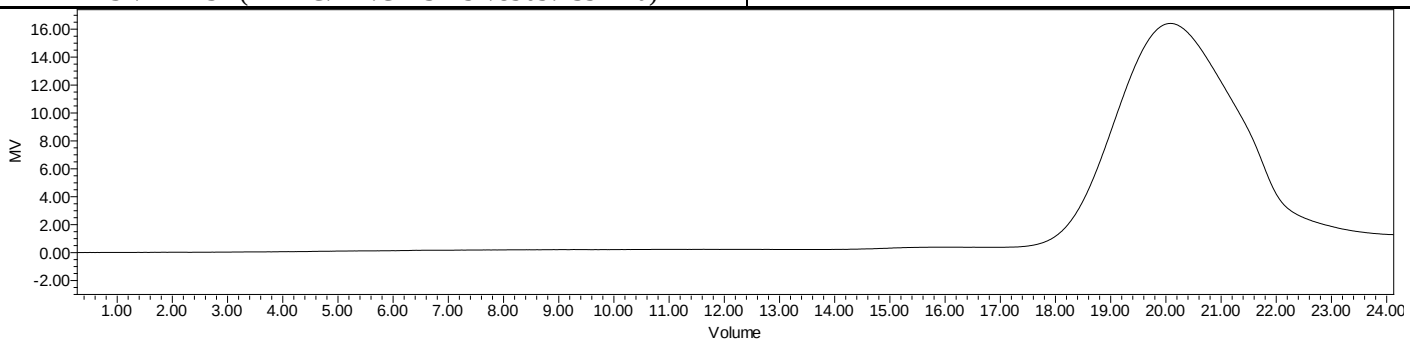

GPC Analysis Method: Waters Breeze 2 system with 1 ml/min THF flow across three GPC columns. Detection via refractive index, calibrated against polystyrene standards.

Polymer	M_n (from GPC)	M_w (from GPC)	PDI
mPEG-PLGA	16,125	25,250	1.57
mPEG precursor*	4051	5423	1.34

*- from MFG data
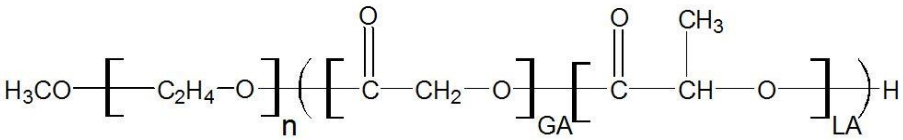
- **Structure of mPEG-PLGA copolymers**