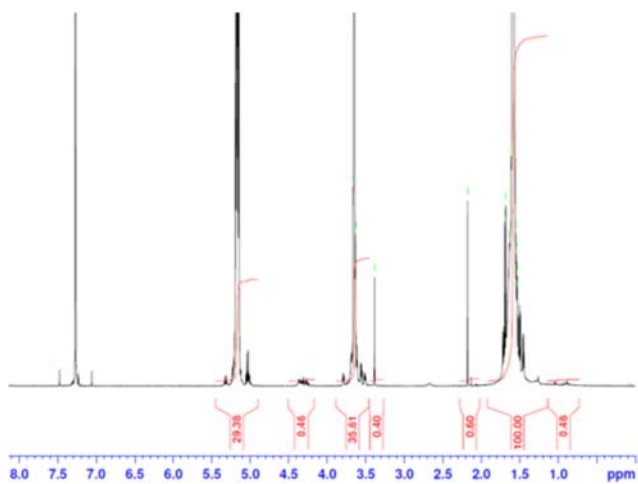
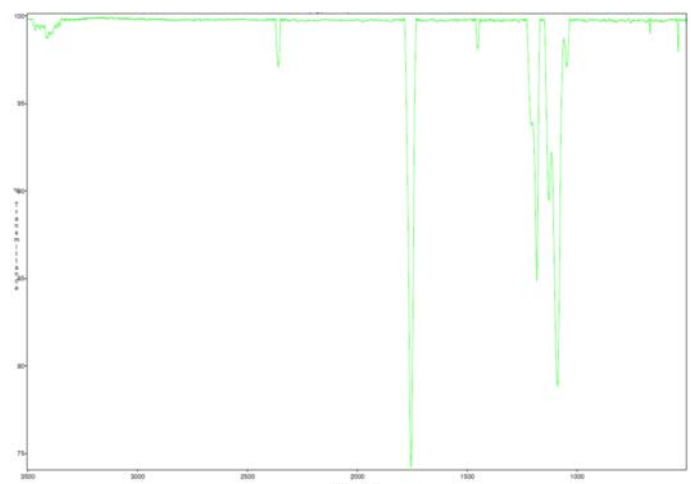


No. AK115 Certificate of Analysis

Product Name: Methoxy Poly(Ethylene glycol)-b-Poly((L) lactic acid) (3,000:16,000Da)
 (Lot#60420ELH-A)

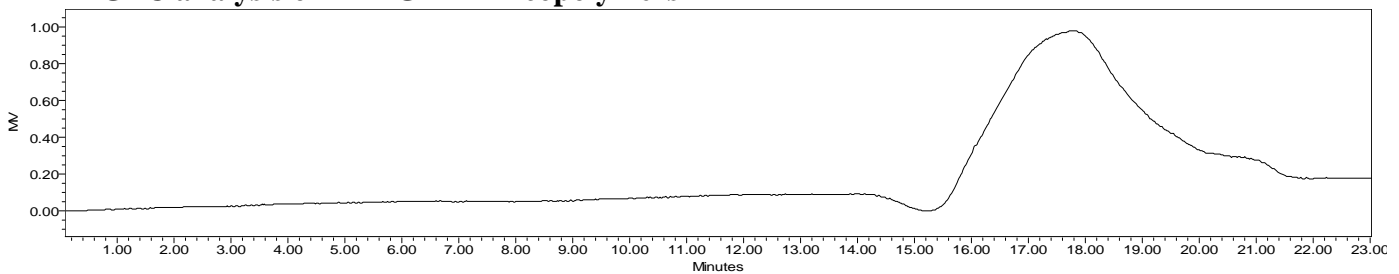


H-NMR Spectrum of PLGA copolymer in CDCl₃ (Varian Inova 500 MHz instrument), NMR of mPEG-PLLA copolymers:
 EG-LA = 70-220 Mn = 3,072-15,865



FTIR Analysis: Collected from cast-film on KBR salt-plate placed in Satellite FTIR (Thermo-Mattson) and analyzed in transmission mode.

- GPC analysis of mPEG-PLLA copolymers**

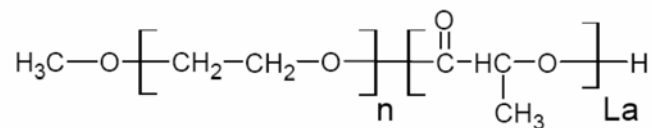


Analysis Method: Waters Breeze 2 system with 1 ml/min DCM flow across three Phenogel 5um columns (Phenomenex). Detection via refractive index, calibrated against polystyrene standards.

Polymer	Mn (from GPC)	Mw (from GPC)	PDI
mPEG-PLLA	21,406	38,876	1.82
mPEG 3,000 initiator	Mn - 3,072*		1.04

*Data provided by MFG.

- Structure of mPEG-PLLA copolymers**



Material provided for research use only. Not for human use.

PolySciTech Division of Akina, Inc. | 3495 Kent Avenue, West Lafayette, IN 47906
 765-464-0390 | www.polysciotech.com

For research use only.