No. AK32 Certificate of Analysis

Product Name: Poly(lactic-co-glycolic acid)-*b*-Poly(ethylene glycol)-*b*-Poly(lactic-co-glycolic acid) copolymers (6000-10,000-6000Da, 7:3 La:Ga) Revision A: Structure

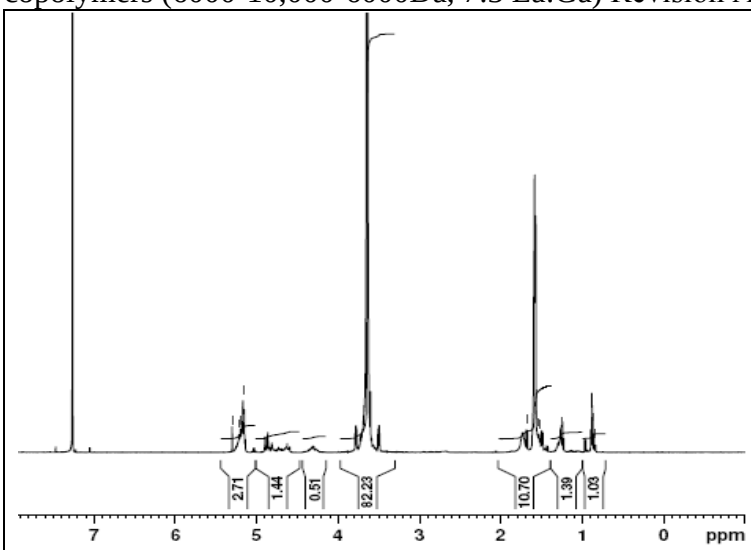

H-NMR Spectrum of PLGA-PEG-PLGA triblock copolymer in CDCl3 (Varian Inova 300 MHz instrument), NMR of PLGA copolymers: EG-LA/GA = 10044-1081/314

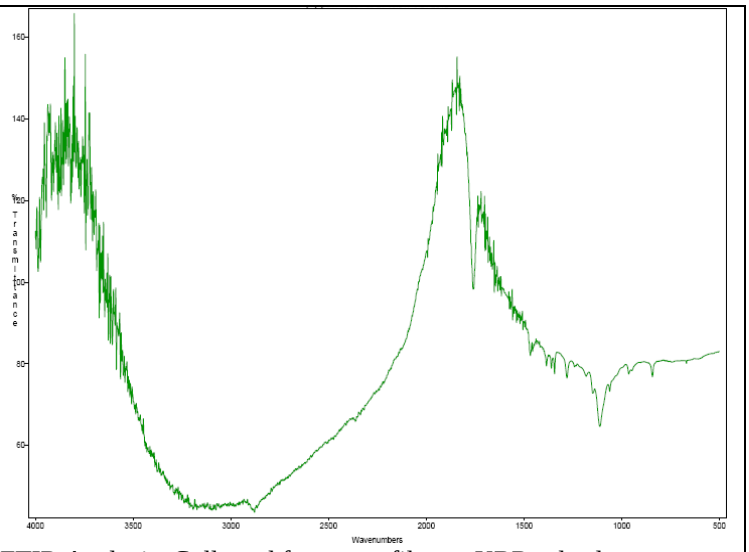

FTIR Analysis: Collected from cast-film on KBR salt-plate placed in Satellite FTIR (Thermo-Mattson) and analyzed in transmission mode.

- **GPC analysis of (A) PEG initiator and (B) PLGA-PEG-PLGA triblock copolymers**

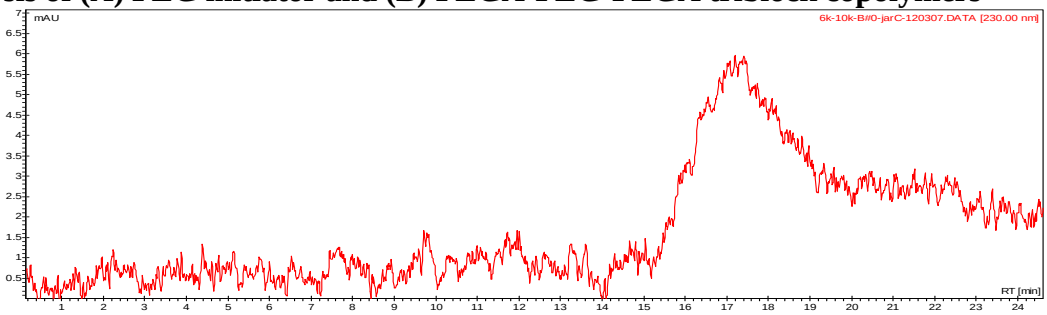

Analysis Method: Varian Prostar system with 1 ml/min DCM flow across two PLgel mixed-D columns and one Mixed-E column (Agilent). Detection via UV/Vis, calibrated against polystyrene standards

Polymer	Mn (from GPC)	Mw (from GPC)	PDI
PEG(10,000) Initiator*	19618	22357	1.14
PLGA-PEG-PLGA	34980	64326	1.84

*Analysis Method: Agilent 1100 system with 1 ml/min THF flow across three PLgel 5 um MIXED-D and -E columns (Agilent) and RI detector (data not shown).
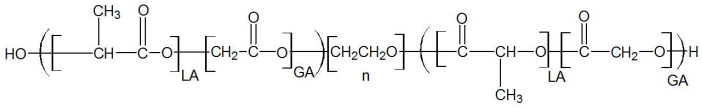
- **Structure of PLGA-PEG-PLGA triblock copolymers**