

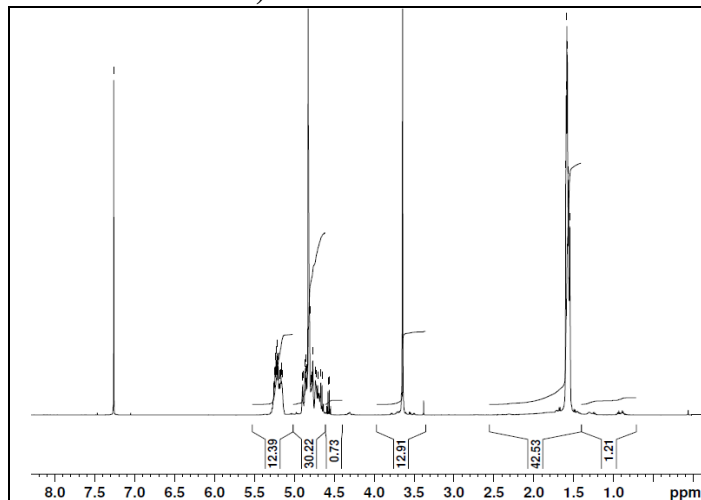
No. AK29

Certificate of Analysis

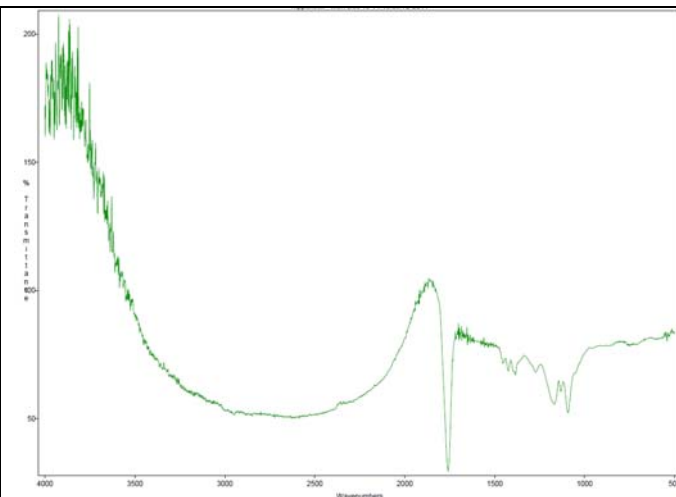


Product Name: Methoxy Poly(ethylene glycol)-*b*-Poly(lactic-co-glycolic acid) copolymers

- ¹H-NMR Spectrum of mPEG-PLGA diblock copolymer in CDCl₃ (Varian Inova 300 MHz instrument)**

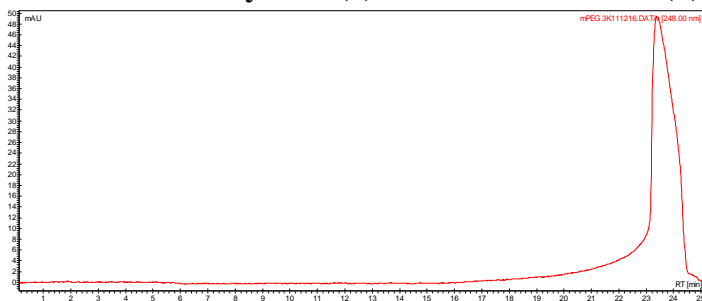


NMR of mPEG-PLGA copolymers:
Mn PEG-PLA/PGA-2996-18795/18954

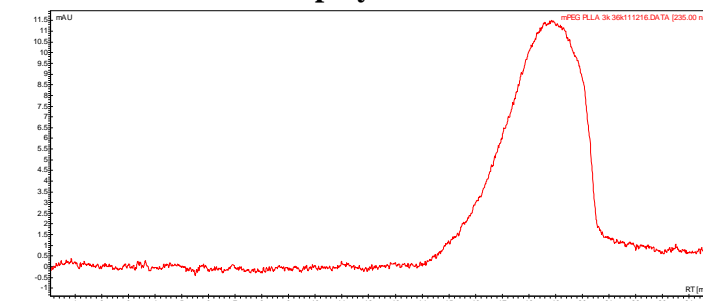


FTIR Analysis: Collected from cast-film on KBR salt-plate placed in Satellite FTIR (Thermo-Mattson) and analyzed in Transmission mode.

- GPC analysis of (a) mPEG initiator and (b) mPEG-PLGA diblock copolymers**



(a) mPEG initiator



(b) mPEG-PLGA diblock copolymers

Analysis Method: Varian Prostar system with 1 ml/min DCM flow across two Resipore 3 um columns and one Mixed E column (Varian) and with UV-Vis (PDA) detection. Calibrated against polystyrene standards

Polymer	Mn (from GPC)	Mw (from GPC)	PDI
mPEG(3000) Initiator	2352	3729	1.59
mPEG-PLGA	27279	77925	2.86

- Structure**

