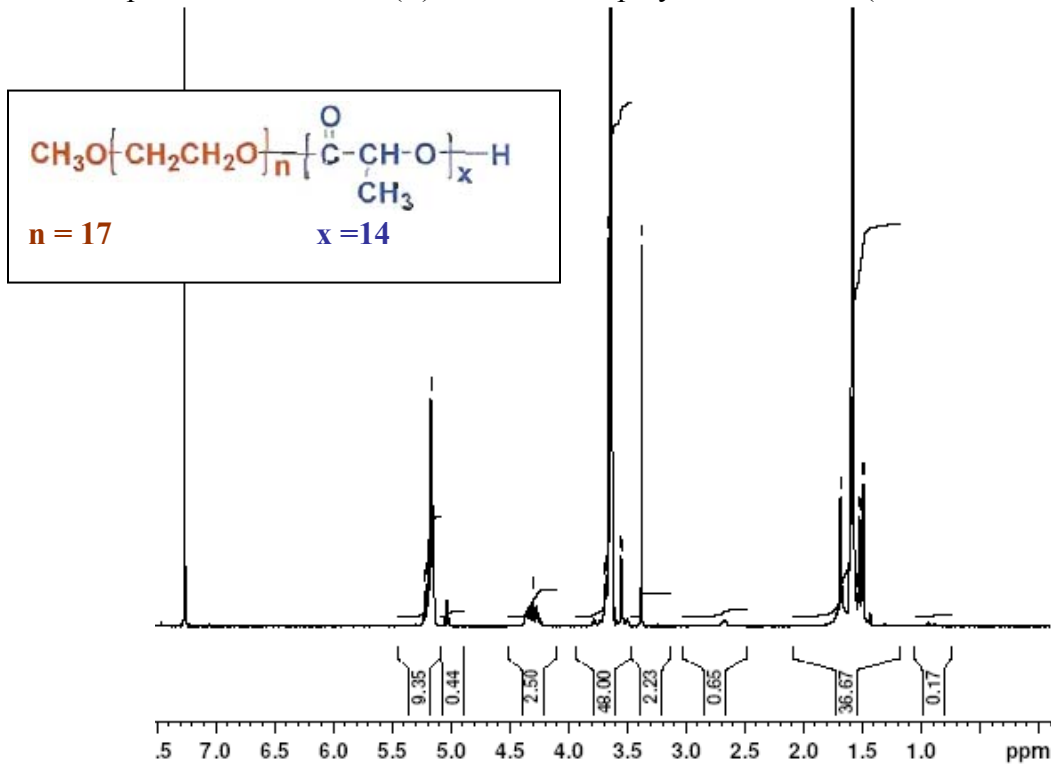


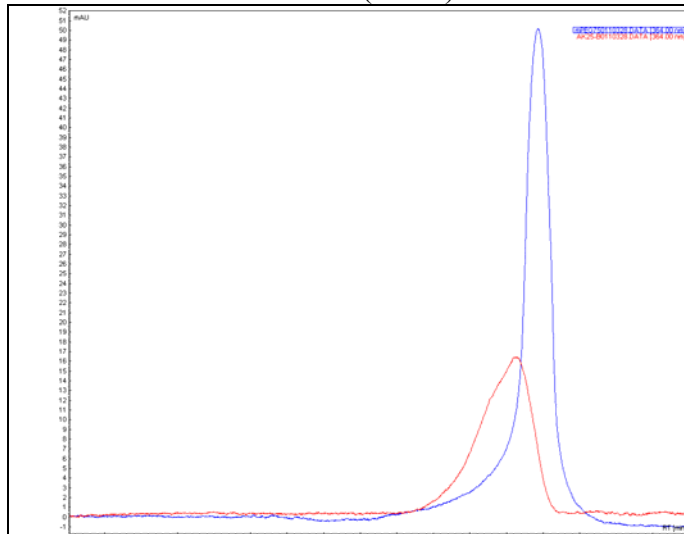
No. 25 Certificate of Analysis

Product Name: Methoxy Poly(ethylene glycol)-*b*-Poly (L) Lactic Acid copolymer (nominal block weight 750-1000)

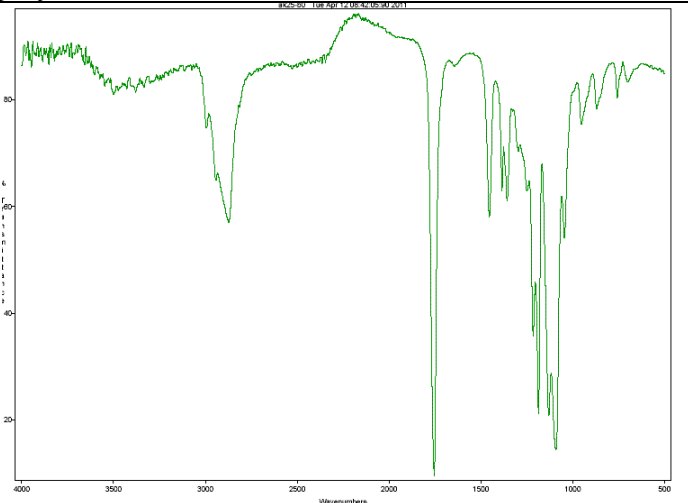
- ¹H-NMR Spectrum of MPEG-P(L)LA diblock copolymer in CDCl₃ (Varian Inova 300 MHz instrument)



Mn(NMR) of MPEG-PLLA copolymers: 750-1000



GPC analysis of mPEG initiator (blue) and mPEG-P(L)LA product (red): Analysis Method: Varian Prostar system with 1 ml/min DCM flow across two Resipore 3 um columns and one Mixed E column (Varian) and with UV-Vis (PDA) detection. Calibrated against polystyrene standards



FTIR analysis: Collected from cast-film on KBR salt-plate placed in Sattelite FTIR (Thermo-Mattson) and analyzed in transmission mode.

Name	Mw (GPC)	Mn (GPC)	PDI
mPEG 750 initiator	1000	863	1.16
AK25	3159	1881	1.68