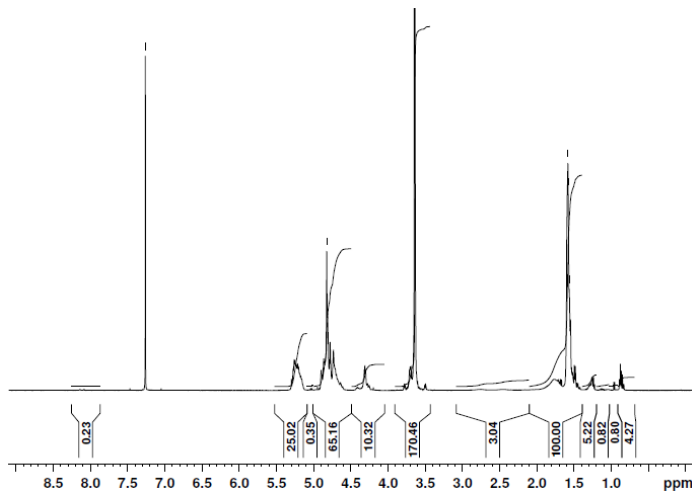
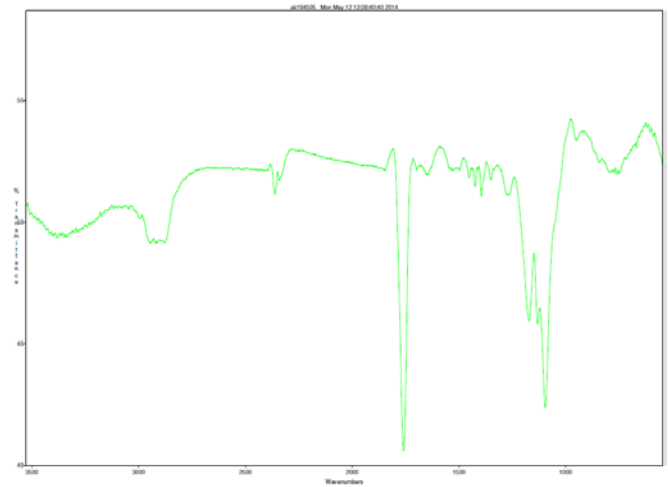


No. AK19 Certificate of Analysis

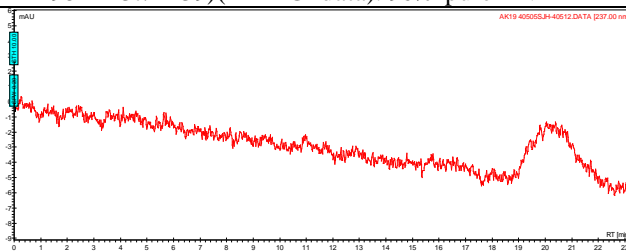
Product Name: Poly(lactic-co-glycolic acid)-*b*-Poly(ethylene glycol)-*b*-Poly(lactic-co-glycolic acid) copolymers (1,500-1,500-1,500,1:1 LA:GA) (Lot# 40505SJH)



H-NMR Spectrum of PLGA-PEG-PLGA triblock copolymer in CDCl₃ (Varian Inova 300 MHz instrument), NMR of PLGA-PEG-PLGA repeat units: EG-LA/GA: 34*-20/25 (Mn HNMR: 1498*-1437/1439)(* -MFG data): 96% pure HNMR



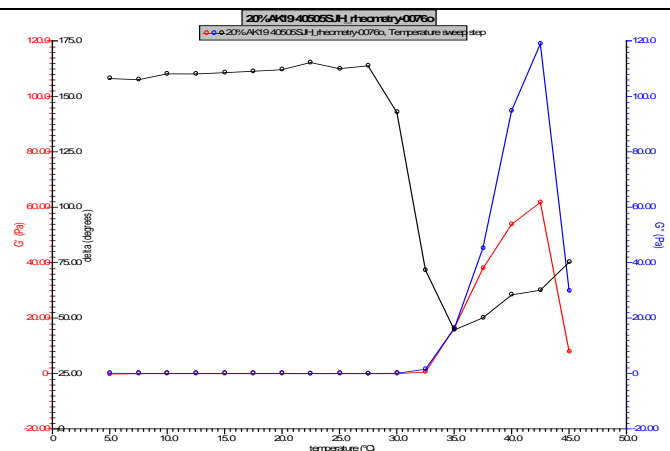
FTIR Analysis: Collected from cast-film on KBR salt-plate placed in Satellite FTIR (Thermo-Mattson) and analyzed in transmission mode.



GPC Analysis Method: Varian Prostar system with 1 ml/min DCM flow across two Phenogel 5µm columns and one Resipore column (Agilent). Detection via UV/Vis, calibrated against polystyrene standards

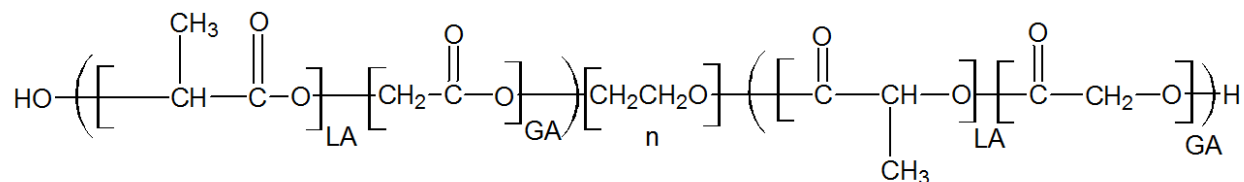
Polymer	Mn (from GPC)	Mw (from GPC)	PDI
PLGA-PEG-PLGA	4960	7729	1.56
PEG (1500) precursor	Mn - 1485*		

* - MFG provided data.



Rheology performed on AR550 (TA instruments) with 60mm 2degree cone on 20% w/v polymer in distilled water dissolved over 2 days with shaking at 4C. Viscosity of solution at 0.1 (sec-1) and 5C was measured (1minute peak hold 5 second test intervals). Rheology performed by oscillating at constant 6.283 rad/s, 0.1% strain, in increments of 2.5C ranging from 5-45C with 3 minutes of temperature equilibration at each point.

• Structure of PLGA-PEG-PLGA triblock copolymers



Material provided for research use only. Not for human usage.

PolySciTech Division of Akina, Inc. | 3495 Kent Avenue, West Lafayette, IN 47906
 765-464-0390 | www.polysciotech.com

For research use only.