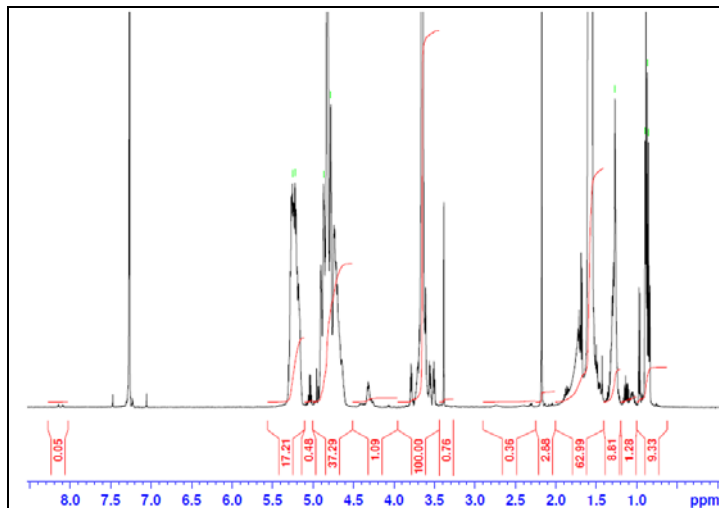
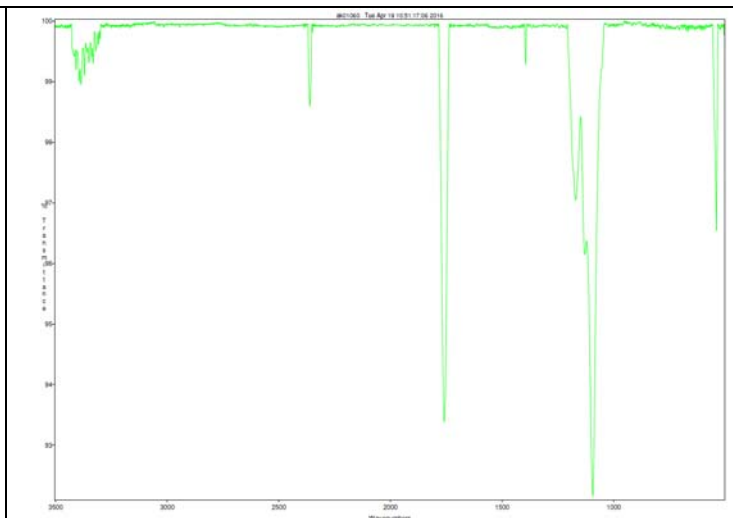


No. AK010 Certificate of Analysis

Product Name: Methoxy Poly(ethylene glycol)-*b*-Poly(D,L-lactic-co-glycolic) acid copolymer
(M_w 5,000:10,000 Da, 50:50 LA:GA) (Lot#: 60414MJK-A)

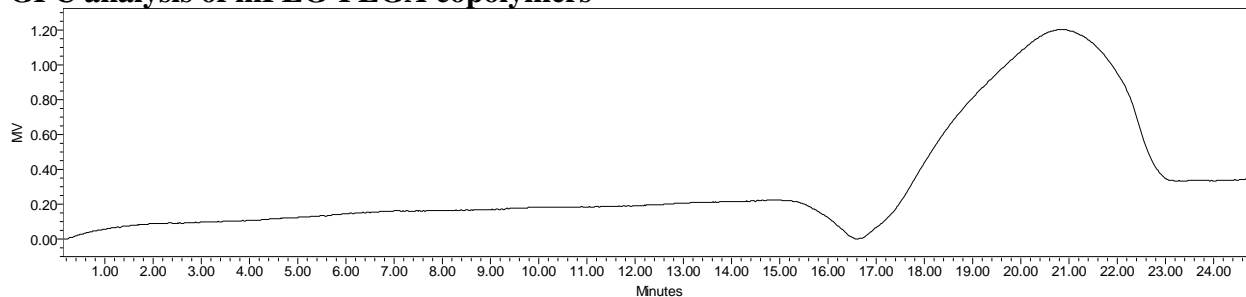


H-NMR spectrum of mPEG-PLGA copolymer in CDCl₃ (Varian Inova 500 MHz instrument), NMR of mPEG-PLGA repeat units: EG-LA/GA = 106-73/79 M_N = 4670-5254/4588, LA/GA ratio = 53%/47%



FTIR Analysis: Collected from cast-film on KBr salt-plate placed in Satellite FTIR (Thermo-Mattson) and analyzed in transmission mode.

• GPC analysis of mPEG-PLGA copolymers

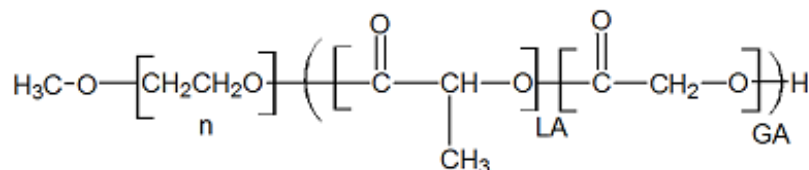


Analysis Method: Waters Breeze 2 system with 1 ml/min DCM flow across three Phenogel 5um columns (Phenomenex). Detection via refractive index, calibrated against polystyrene standards.

Polymer	M _n (from GPC)	M _w (from GPC)	PDI
mPEG-PLGA	12,220	21,403	1.75
mPEG5000 initiator*	4,677	5,272	1.13

*calibrated against PEG standards

• Structure of mPEG-PLGA copolymers



Material provided for research use only. Not for human use.