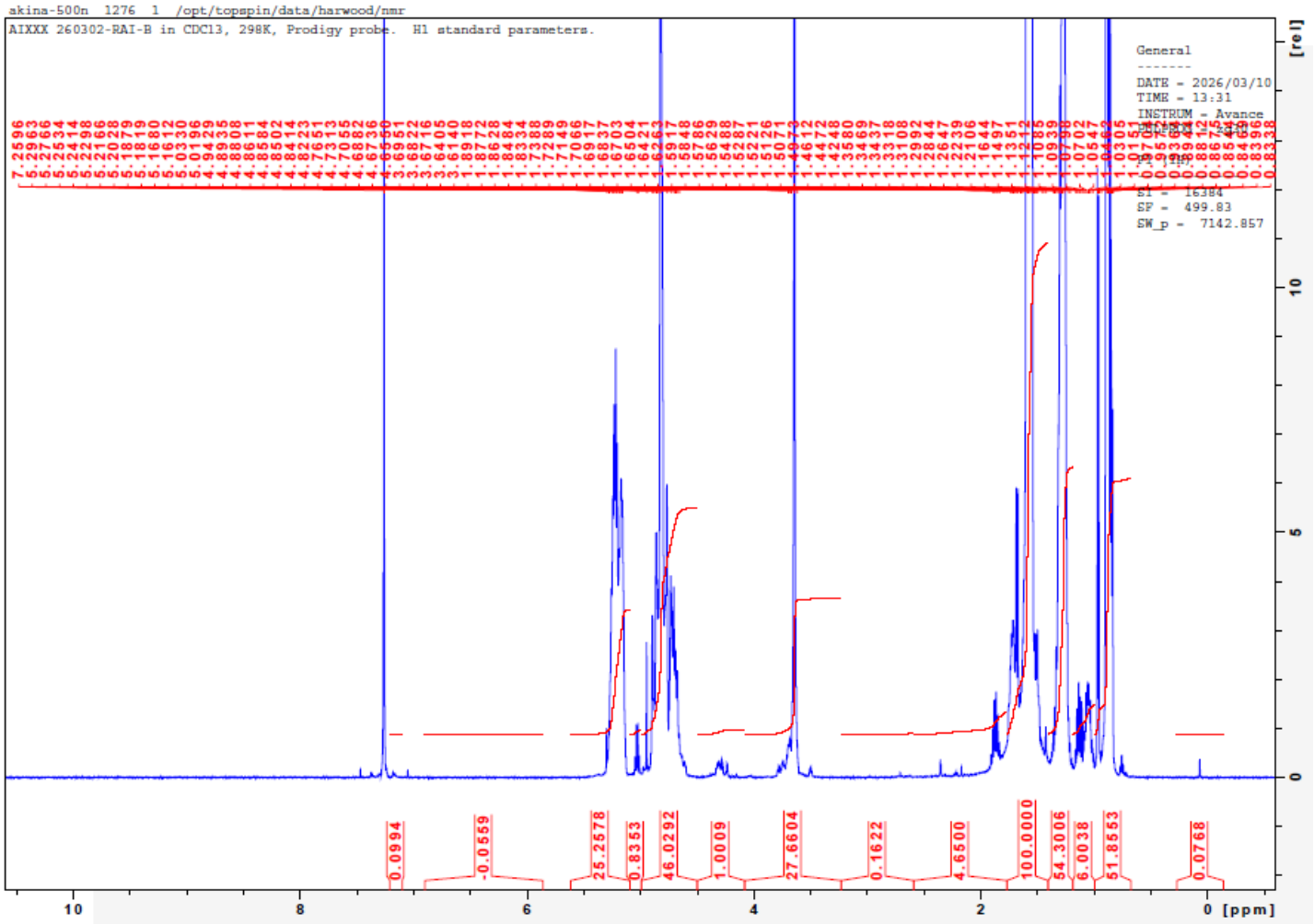


No. AI266 Certificate of Analysis

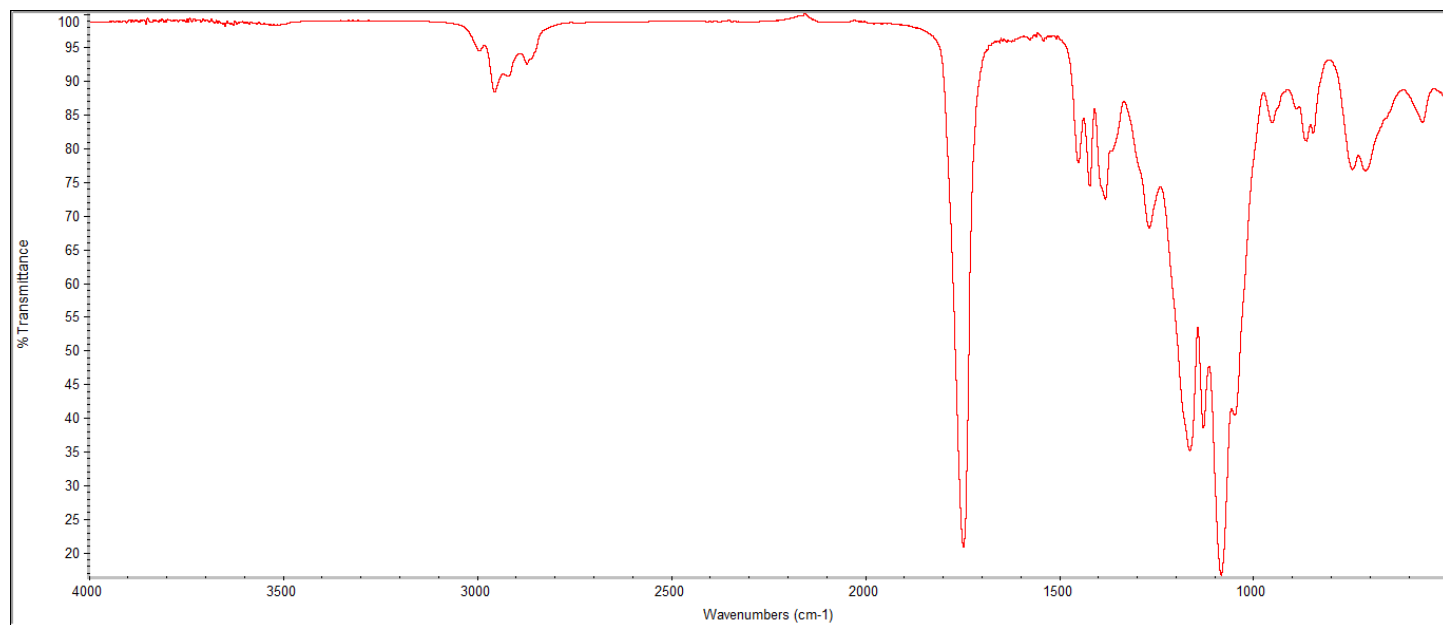
Product Name: Poly(lactide-co-glycolide)-b-Poly(ethylene glycol)-carboxylic acid endcap
 (Mw ~20,000 Da-2,000 Da) L:G 50:50 (Lot#: 260302RAI-B)

H-NMR



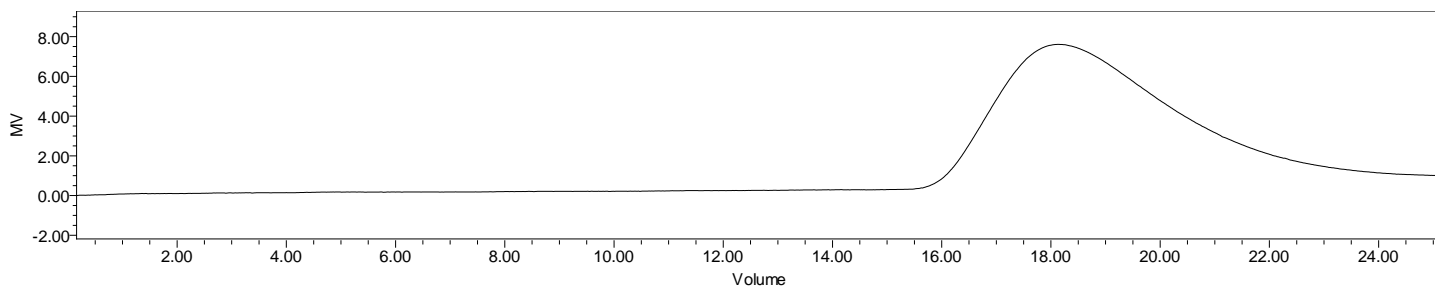
H-NMR Spectrum of copolymers in CDCl₃ (Bruker ≥300 MHz, PINMRF) NMR of PLGA copolymer: EG*/LA-GA = 52*/190-173 (Mn EG*/LA:GA 2291*/13675-10045 Da) LA:GA 58%:42% *from MFG data

FTIR



FTIR Analysis: Collected from IS5 ID7-ATR spectrometer (Thermo Scientific) and analyzed in transmission mode.

GPC-ES



Polymer	M _n (from GPC)	M _w (from GPC)	PDI
PLGA-PEG-COOH	31,285	46,258	1.48
PEG-precursor	M _n =2300*		

GPC-ES Analysis Method: Waters Breeze 2 system with 1 ml/min THF flow across three GPC columns. Detection via refractive index, calibrated against polystyrene standards. *from MFG data

DSC

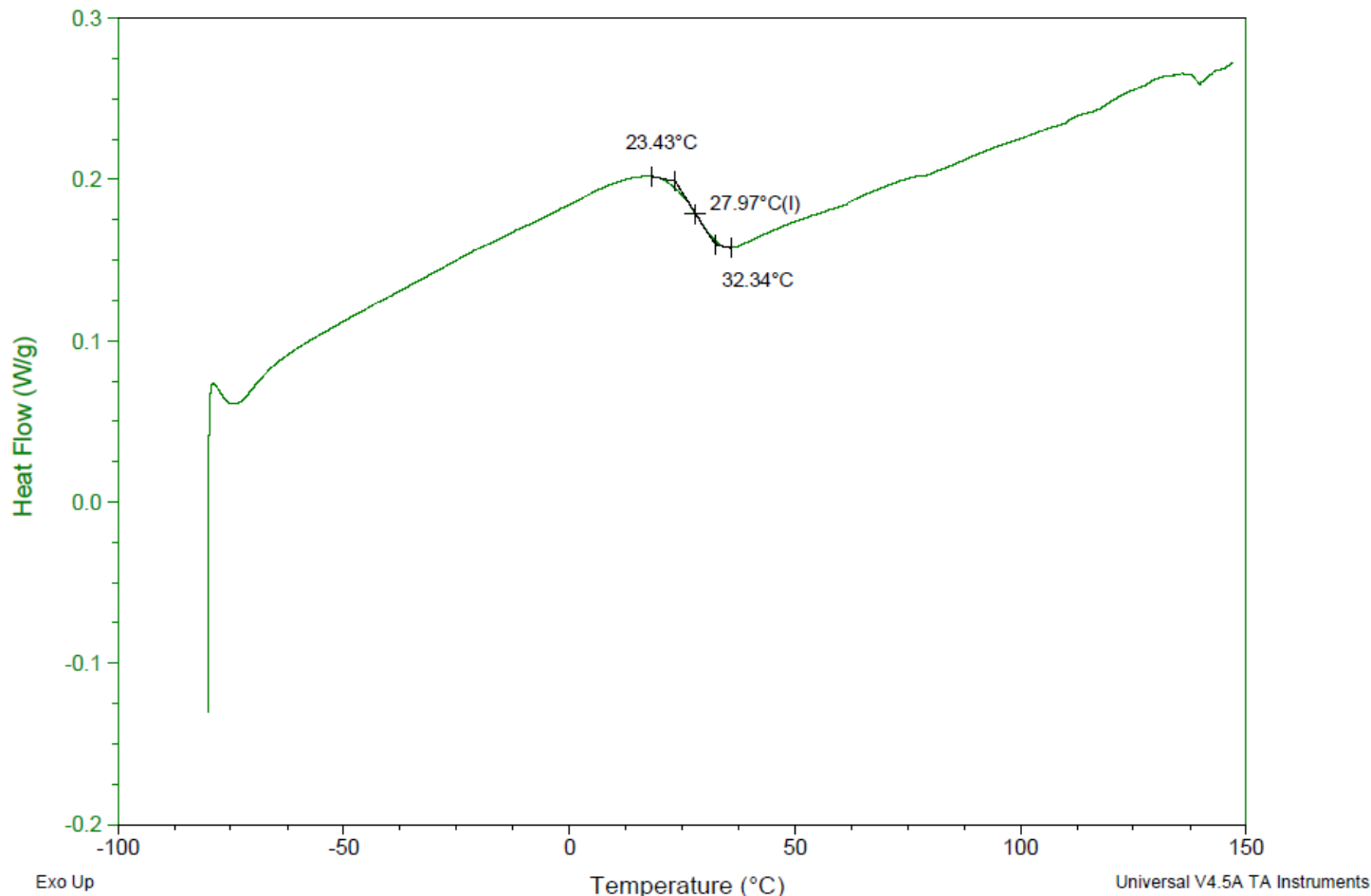
Sample: AIXXX 260302RAI-B
Size: 4.7000 mg
Method: Ramp

DSC

File: C:\...COVA\AIXXX 260302RAI-B.001

Run Date: 05-Mar-2026 10:15

Instrument: DSC Q2000 V24.11 Build 124

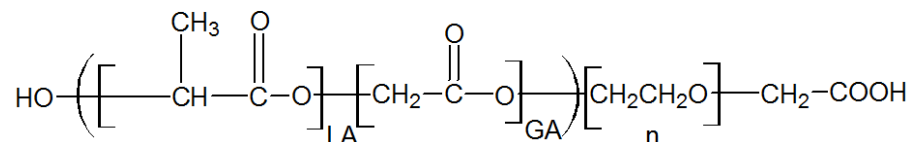


DSC Testing: 1-5 mg sample tested in crimped aluminum pan on a TA Instruments Model Q2000 with procedure equilibraion 100 °C, isothermal 5 minutes, equilibrate -80 °C, data on, ramp 10 °C/min to 150 °C. Tg = 27.97 °C

IV

Inherent Viscosity: 0.239 ± 0.005 dL/g (calculated from kinematic viscosity at 2% w/v Acetone on Rheosense microVISC, n=3) at 25°C.

Structure of copolymers



Approved By:
Amie Tyler
Quality Manager