No. AI168 Certificate of Analysis

Product Name: Poly(lactide-co-glycolide)-b-Poly(ethylene glycol)-folate (10,000-2,000Da) Lot #190730RAI-A

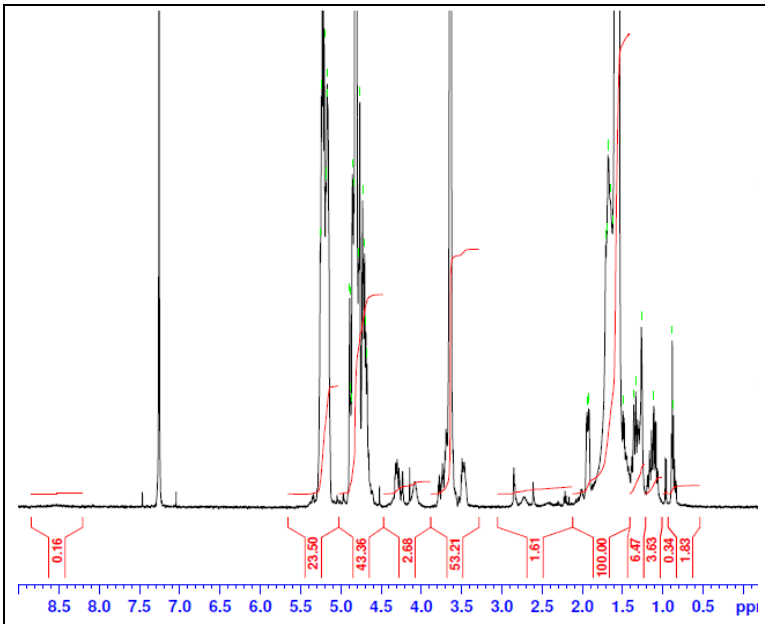

H-NMR Spectrum of copolymers in CDCl3 (500 MHz, Bruker)
NMR of PLGA-PEG copolymer: EG/LA-GA = 52*/92-85 (Mn EG/LA:GA 2291*/6614-4919 Da) (* – MFG nominal)

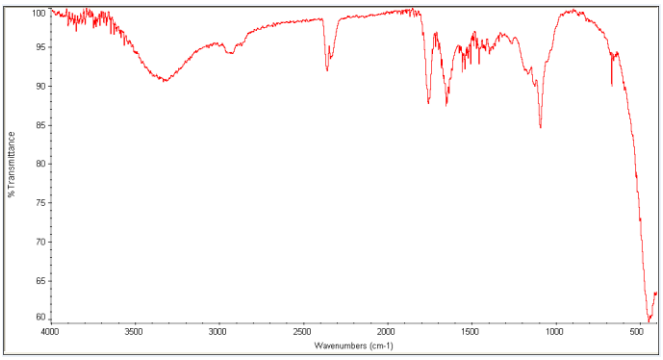

FTIR Analysis: Collected from cast-film on KBr salt-plate placed in Nicollet Avatar 320 spectrometer and analyzed in transmission mode.

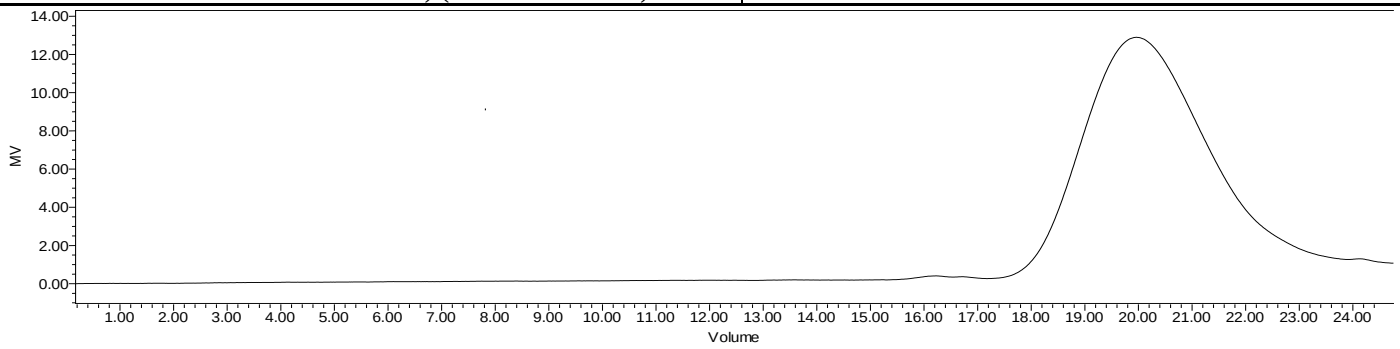

GPC Analysis Method: Waters Breeze 2 system with 1 ml/min THF flow across three GPC columns. Detection via refractive index, calibrated against polystyrene standards.

Polymer	M_n (from GPC)	M_w (from GPC)	PDI
PLGA-PEG-Folate	13,811	26,111	1.89
PEG-precursor	2300*		
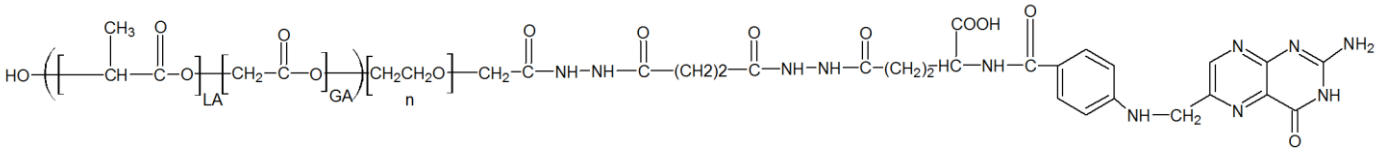
- **Structure of PLGA-PEG-Folate**