No. AI167 Certificate of Analysis

Product Name: Poly(lactide-co-glycolide)-b-Poly(ethylene glycol)-biotin (10,000-2,000Da) Lot #190709RAI-A

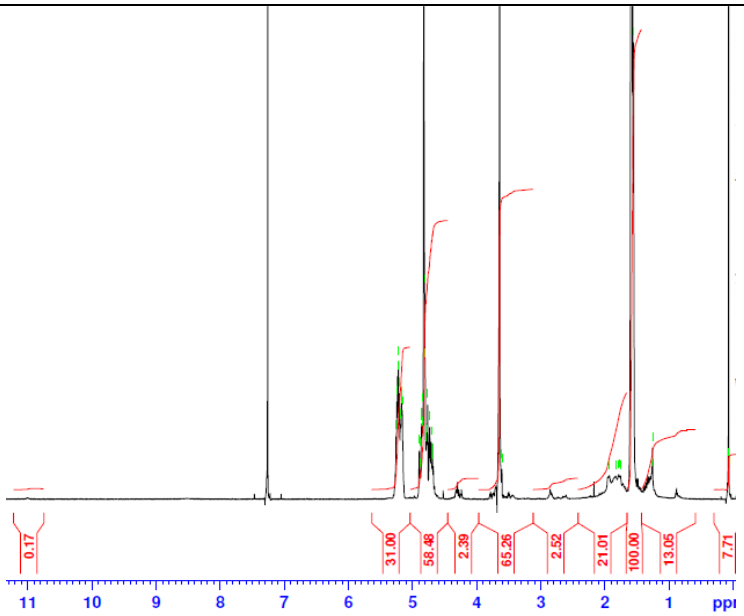

H-NMR Spectrum of copolymers in CDCl3 (Bruker 500 MHz, PINMRF) NMR of PLGA copolymer: EG/LA-GA =52/99-93 (Mn EG/LA:GA 2291*/7114-5409)

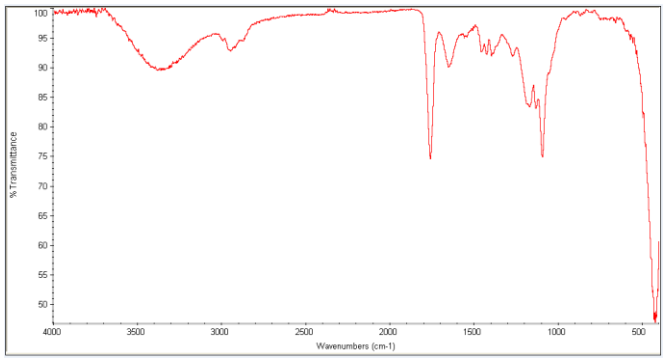

FTIR Analysis: Collected from cast-film on KBr salt-plate placed in Nicollet Avatar 320 spectrometer and analyzed in transmission mode.

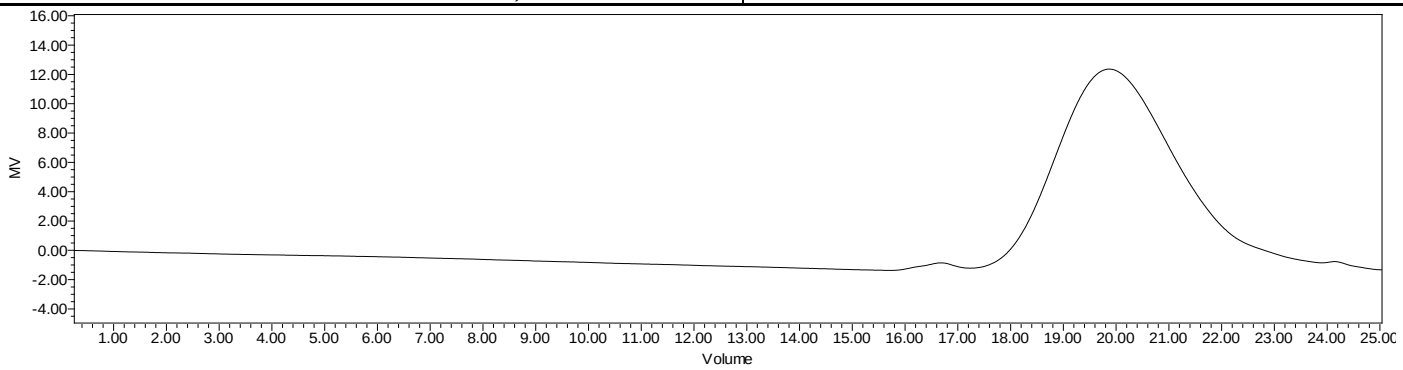

GPC Analysis Method: Waters Breeze 2 system with 1 ml/min THF flow across three GPC columns. Detection via refractive index, calibrated against polystyrene standards.

Polymer	M_n (from GPC)	M_w (from GPC)	PDI
PLGA-PEG-biotin	14,988	28,085	1.87
PEG-precursor*	2300*		

*- from MFG data
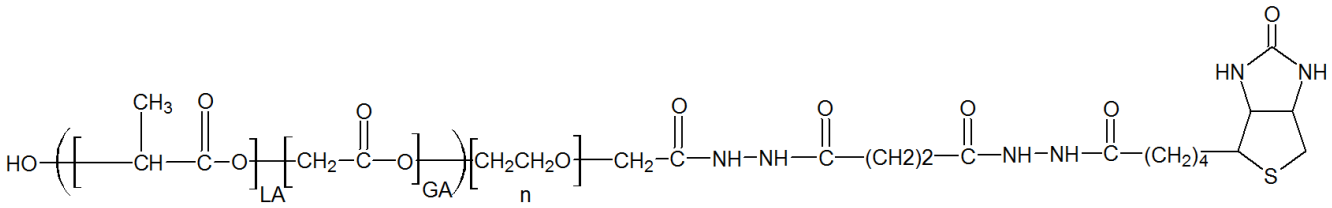
- **Structure of PLGA-PEG-biotin**