

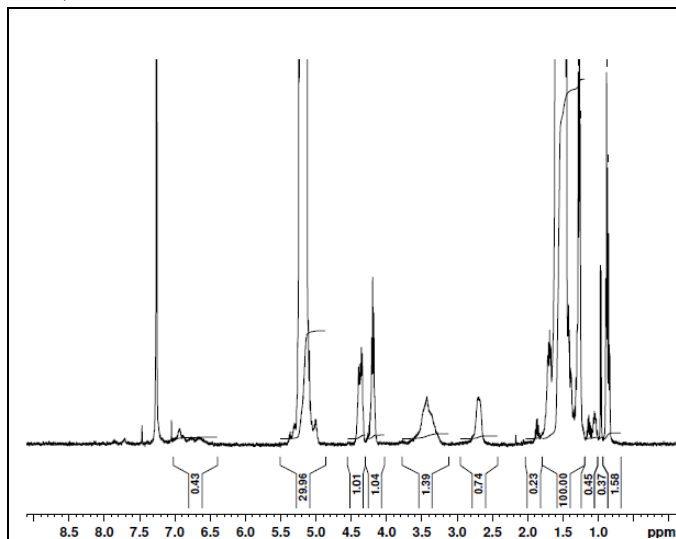
# No. AI61

# Certificate of Analysis



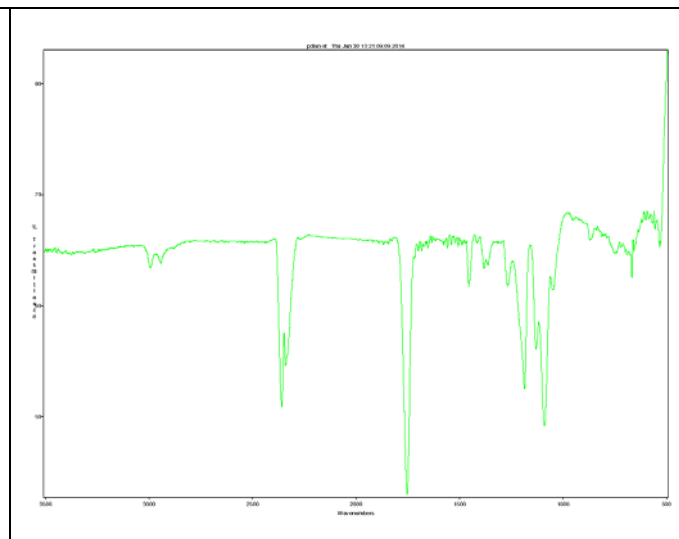
Product Name: Poly(D,L) Lactide-Amine endcap (Mn 5,000-10,000Da)-Diamine (Lot#: 40124JSG-C)

## H-NMR



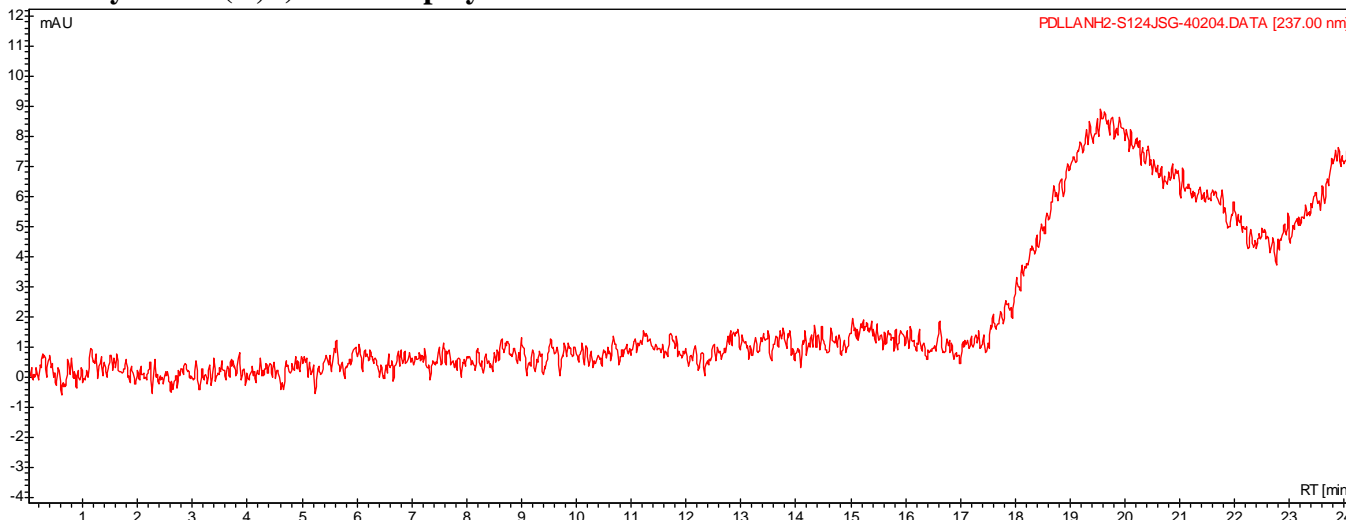
H-NMR Spectrum of P(D,L)LA-NH2 polymer in CDCl3 (Varian Inova 500 MHz instrument)

## FTIR



Analysis Method: Collected from cast-film on KBR salt-plate placed in Satellite FTIR (Thermo-Mattson) and analyzed in transmission mode.

### • GPC analysis of P(D,L)LA-NH2 polymer



Analysis Method: Varian Prostar system with 1 ml/min DCM flow across four Phenogel 5u columns (Agilent). Detection via UV/Vis, calibrated against polystyrene standards

Polymer	Mn (from GPC)	Mw (from GPC)	PDI
P(D,L)LA-NH2	5677	10601	1.87

### • Structure of P(D,L)LA-NH2 polymer

