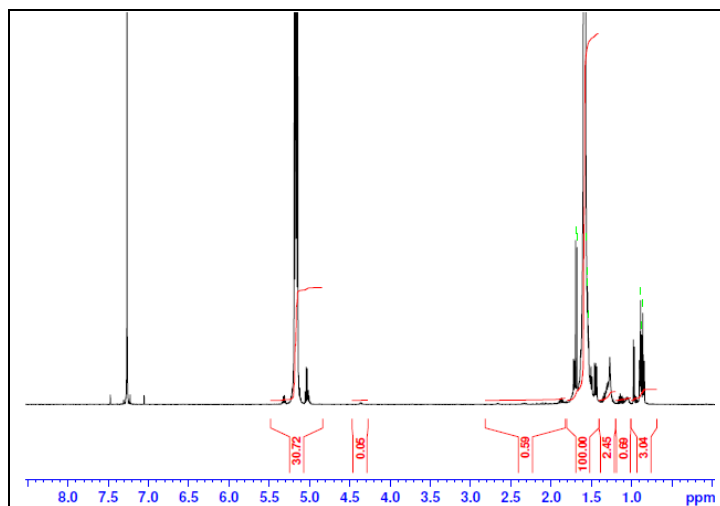
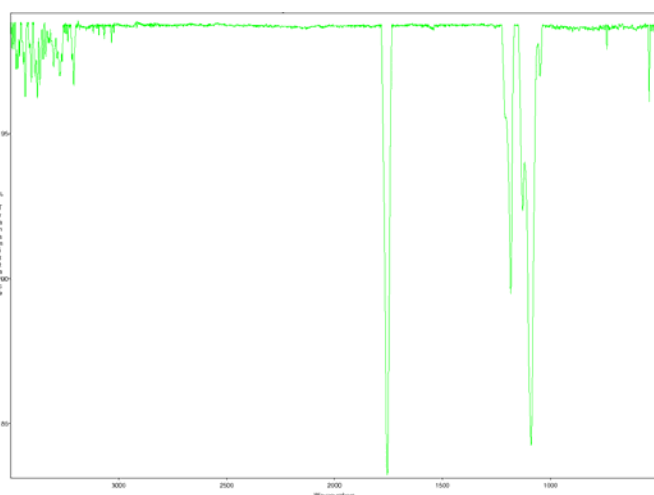


No. AP166 Certificate of Analysis

Product Name: Poly((L)Lactic acid) acid endcap (M_N : 65,000-75,000 Da) (Lot#: 60212FAJ-A)

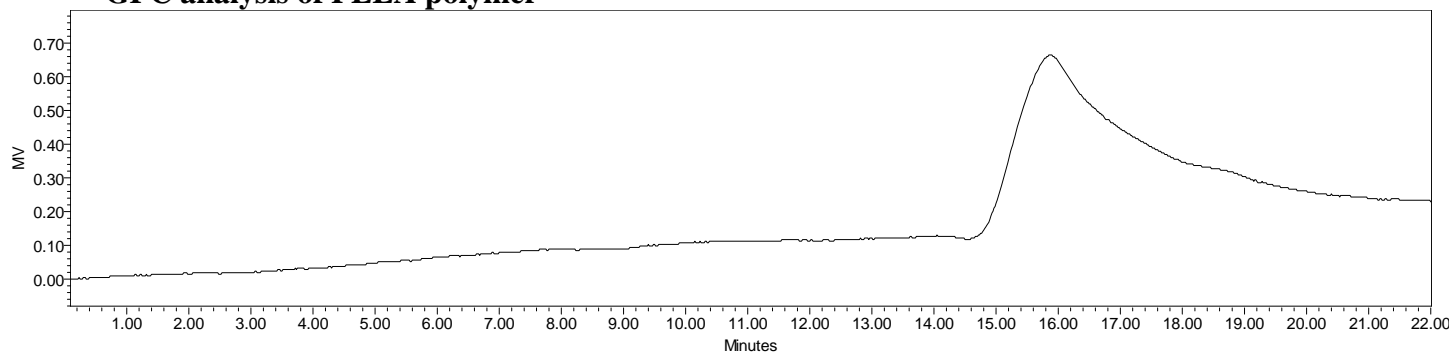


$^1\text{H-NMR}$ Spectrum of PLLA polymer in CDCl_3 (Varian Inova 500 MHz instrument)



FTIR Analysis: Collected from cast-film on salt-plate placed in Satellite FTIR (Thermo-Mattson) and analyzed in transmission mode.

- **GPC analysis of PLLA polymer**



Analysis Method: Waters Breeze 2 system with 1 ml/min DCM flow across two 5 μm Phenogel columns and one PLGel Resipore column (Agilent). Detection via UV/Vis, calibrated against polystyrene standards.

Polymer	M_n (from GPC)	M_w (from GPC)	PDI
PLLA	69,972	92,971	1.33

- **Structure of PLLA polymer**

