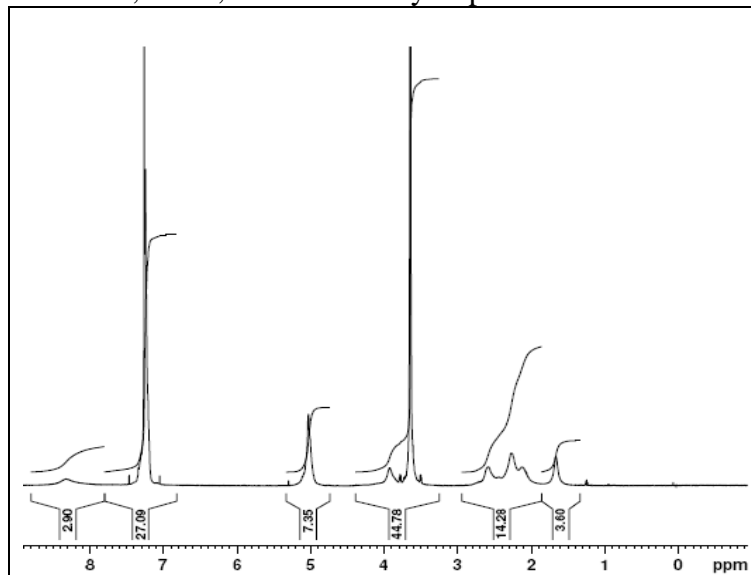


No. AO08

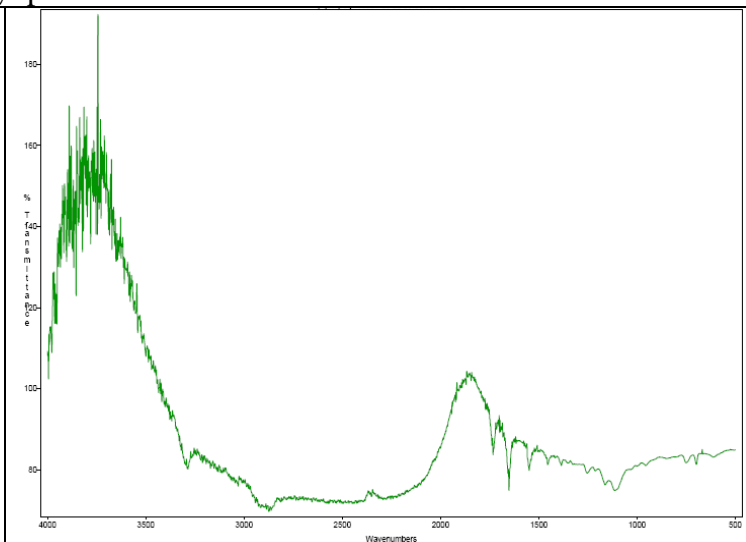
Certificate of Analysis*

Product Name: Poly(glutamic acid)-*b*-Poly(ethylene glycol)-*b*-Poly(glutamic acid) triblock copolymers (3000-6000-3000Da)

*H-NMR, FTIR, and GPC analysis performed on the benzyl protected form of PGA-PEG-PGA.

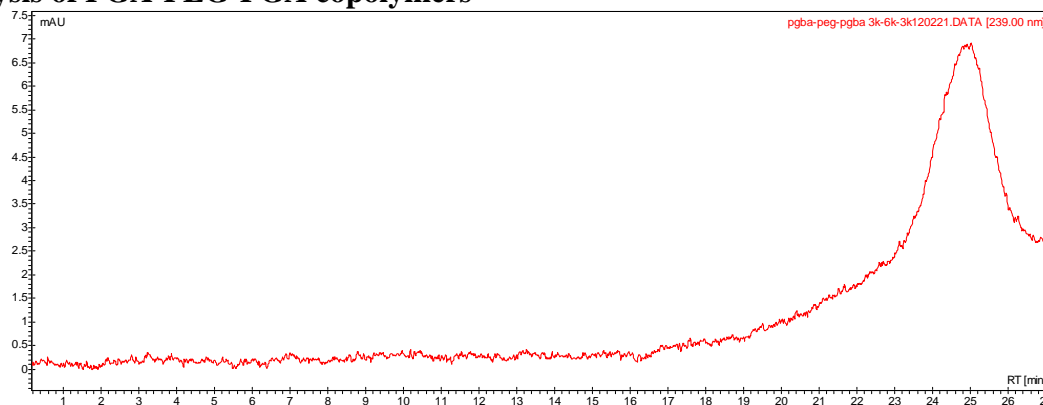


H-NMR Spectrum of PGA-PEG-PGA copolymers in CDCl₃ (Varian Inova 300 MHz instrument), NMR of PGA-PEG-PGA copolymers: EG/GA = 6035/7301



FTIR Analysis: Collected from cast-film on KBR salt-plate placed in Satellite FTIR (Thermo-Mattson) and analyzed in transmission mode.

• GPC analysis of PGA-PEG-PGA copolymers



Analysis Method: Varian Prostar system with 1 ml/min DCM flow across two Resipore 3 um columns and one Mixed E column (Varian) and with UV-Vis (PDA) detection. Calibrated against polystyrene standards

Polymer	Mn (from GPC)	Mw (from GPC)	PDI
PGA-PEG-PGA	4536	9919	2.19

• Structure of PGA-PEG-PGA copolymers

