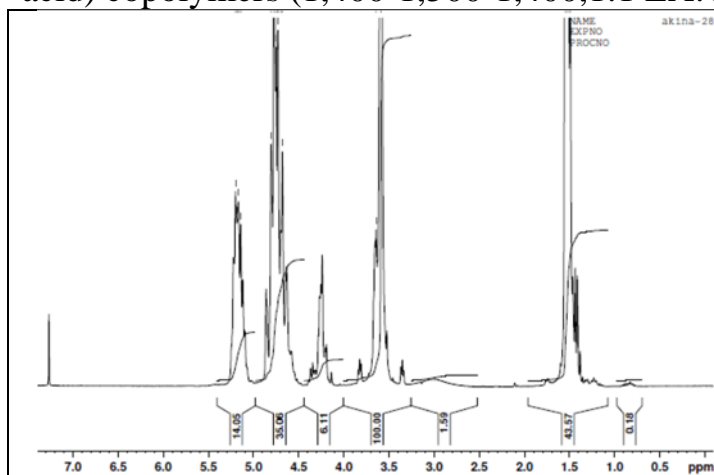
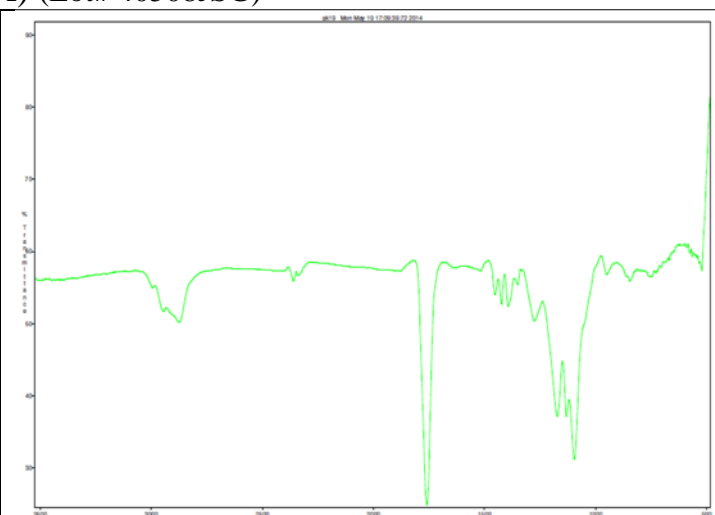


No. AK85 Certificate of Analysis

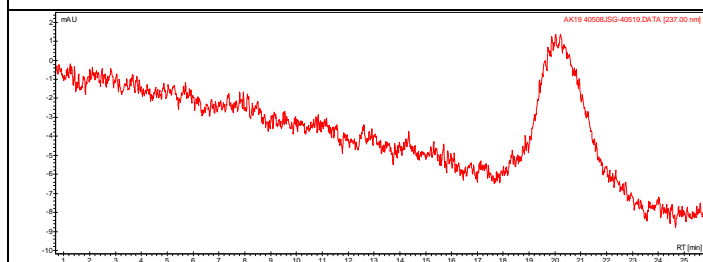
Product Name: Poly(lactic-co-glycolic acid)-*b*-Poly(ethylene glycol)-*b*-Poly(lactic-co-glycolic acid) copolymers (1,400-1,500-1,400,1:1 LA:GA) (Lot# 40508JSG)



¹H-NMR Spectrum of PLGA-PEG-PLGA triblock copolymer in CDCl₃ (Varian Inova 300 MHz instrument), NMR of PLGA-PEG-PLGA repeat units: EG-LA/GA: 34*-19/24 (M_n HNMR: 1498*-1376/1384)(*-MFG data)

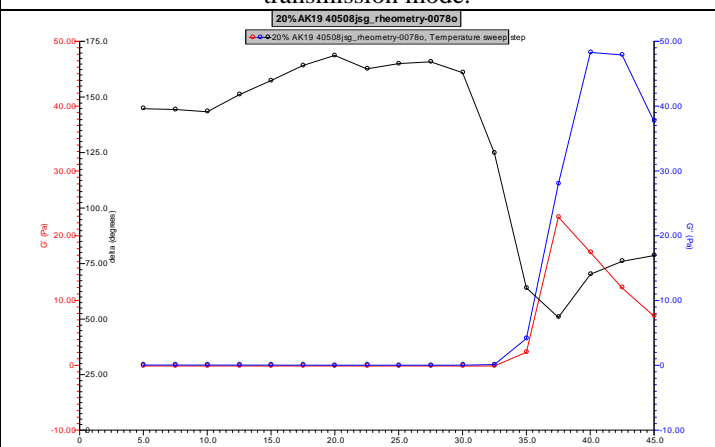


FTIR Analysis: Collected from cast-film on KBR salt-plate placed in Satellite FTIR (Thermo-Mattson) and analyzed in transmission mode.



GPC Analysis Method: Varian Prostar system with 1 ml/min DCM flow across two Phenogel 5μM columns and one Resipore column (Agilent). Detection via UV/Vis, calibrated against polystyrene standards

Polymer	M _n	M _w	PDI
PLGA-PEG-PLGA	4873	8259	1.70
PEG (1500) precursor	MFG provided: M _n - 1485*		

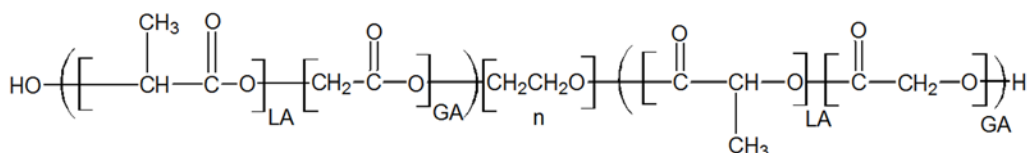


Rheology performed on AR550 (TA instruments) with 60mm 2degree cone on 20% w/v polymer in distilled water dissolved over 2 days with shaking at 4C.

Viscosity of solution at 0.1 (sec⁻¹) and 5C was measured (1minute peak hold 5 second test intervals).

Rheology performed by oscillating at constant 6.283 rad/s, 0.1% strain, in increments of 2.5C ranging from 5-45C with 3 minutes of temperature equilibration at each point. Viscosity at 20°C: 0.1083 Pa.s

Structure of PLGA-PEG-PLGA triblock copolymers



Material provided for research use only. Not for human usage.