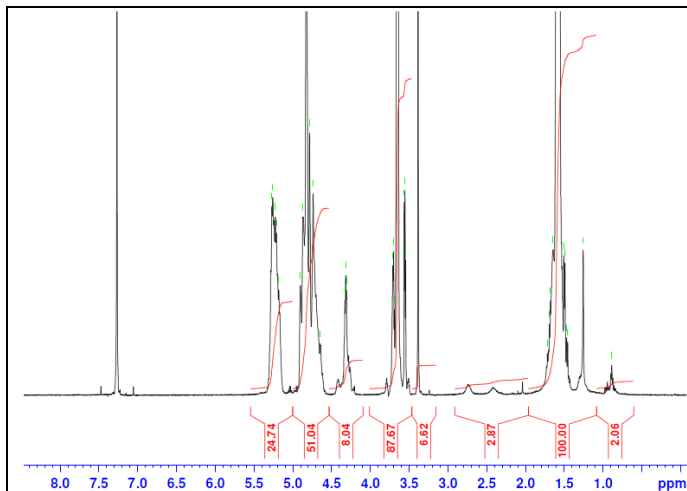


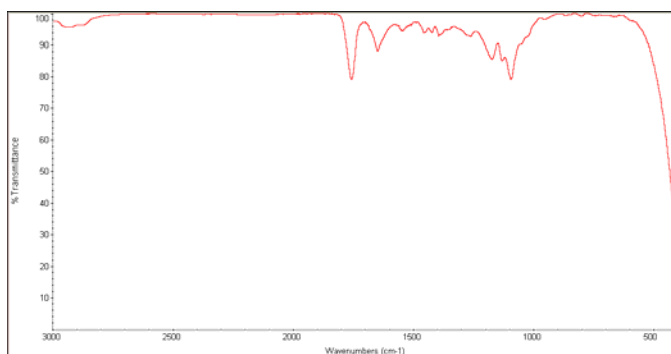
No. AK125

Certificate of Analysis

Product Name: Methoxy Poly(ethylene glycol)-b-Poly(lactide-co-glycolide) (500:1,500Da, 50:50 LA:GA) (Lot#: 60915AHT-A)

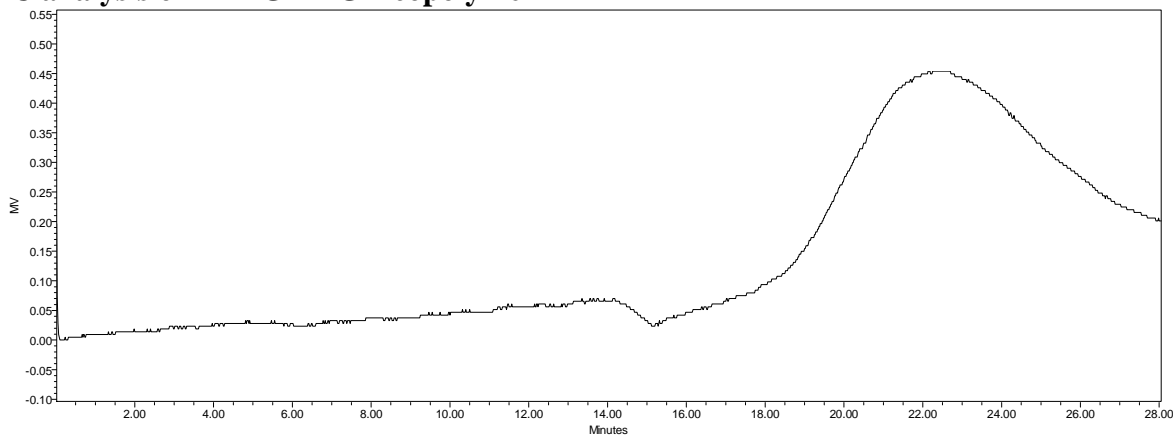


H-NMR Spectrum of PLGA copolymer in CDCl₃ (Varian Inova 500 MHz instrument), NMR of mPEG-PLGA copolymer, NMR of mPEG-PLGA repeat units: EG-LA/GA = 10-11/12 (440-813/676)



FTIR Analysis: Collected from cast-film on salt-plate placed in Protégé 460 spectrometer (Nicolet) and analyzed in transmission E.S.P. mode.

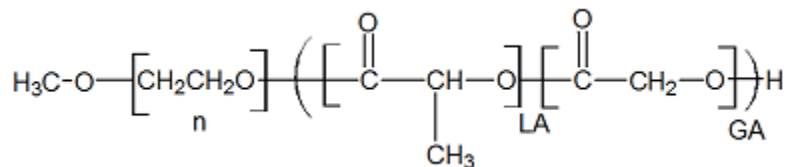
- **GPC analysis of mPEG-PLGA copolymer**



Analysis Method: Waters Breeze 2 system with 1 ml/min DCM flow across three GPC columns (7.6 x 300 mm, mixed porosities). Detection via refractive index, calibrated against polystyrene standards.

Polymer	Mn (from GPC)	Mw (from GPC)	PDI
mPEG-PLGA	2,448	4,894	2.00
mPEG precursor	394	463	1.18

- **Structure of mPEG-PLGA copolymer**



Material provided for research use only. Not for human use.