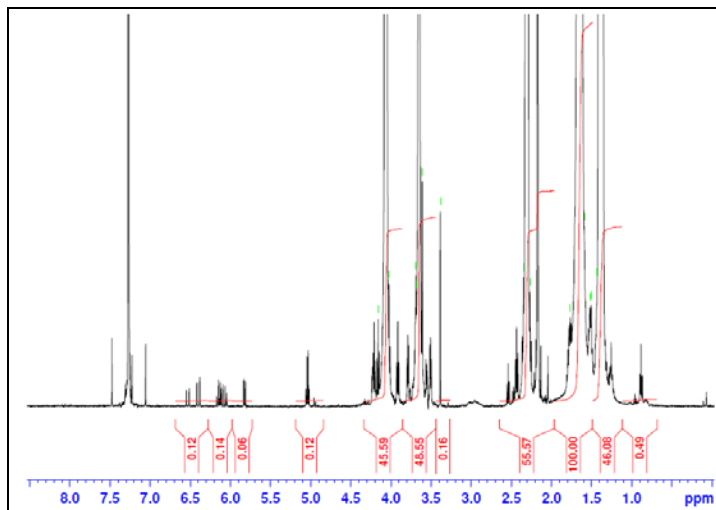
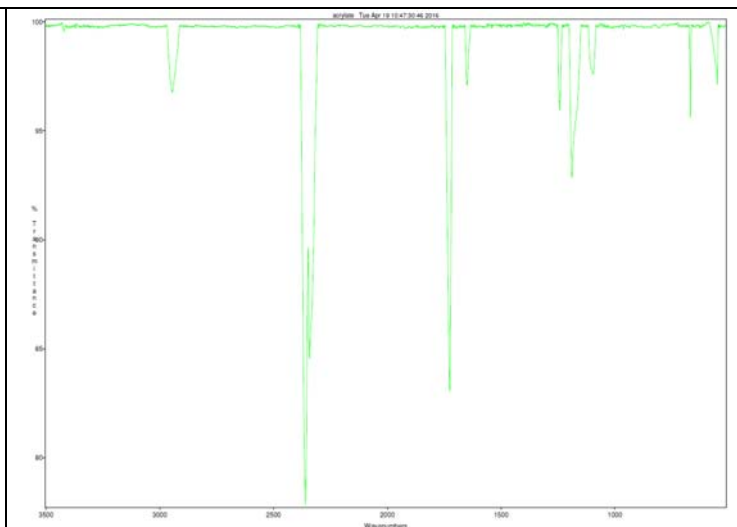


No. AI127 Certificate of Analysis

Product Name: Methoxy Poly(ethylene glycol)-b-Poly(caprolactone)-Acrylate (10,000-40,000Da) (Lot#: 60415SMS-B)

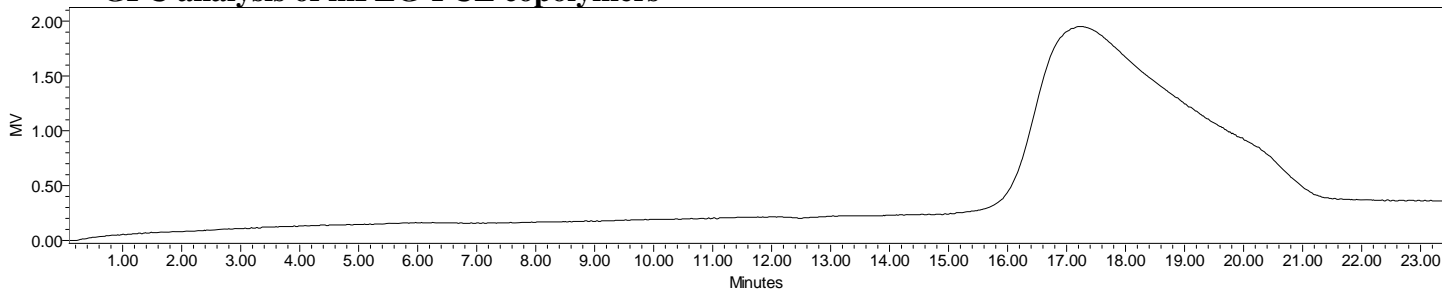


H-NMR Spectrum of mPEG-PCL in CDCl₃ (Varian Inova 300 MHz instrument), NMR of mPEG-PCL repeat units: mPEG-CL = 198*-372 (M_n = 8,723*-42,443) *Data provided by MFG



FTIR Analysis: Collected from cast-film on KBr salt-plate placed in Satellite FTIR (Thermo-Mattson) and analyzed in transmission mode.

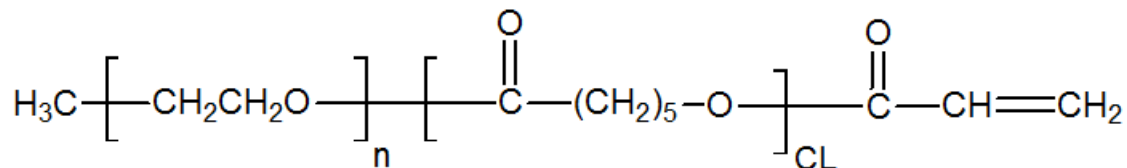
• GPC analysis of mPEG-PCL copolymers



Analysis Method: Waters Breeze 2 system with 1 ml/min DCM flow across three Phenogel 5um columns (Phenomenex). Detection via refractive index, calibrated against polystyrene standards.

Polymer	M _n (from GPC)	M _w (from GPC)	PDI
mPEG-PCL	27,085	45,081	1.66
mPEG 10,000 precursor	Average MN by GFC -8719*		

• Structure of mPEG-PCL copolymers



Material provided for research use only. Not for human use.