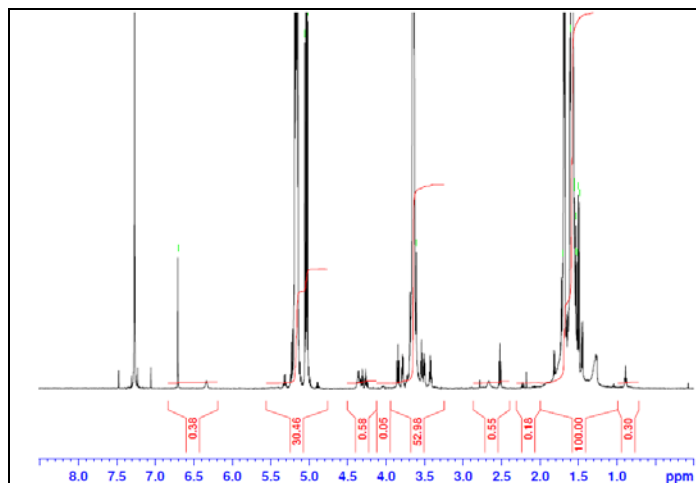


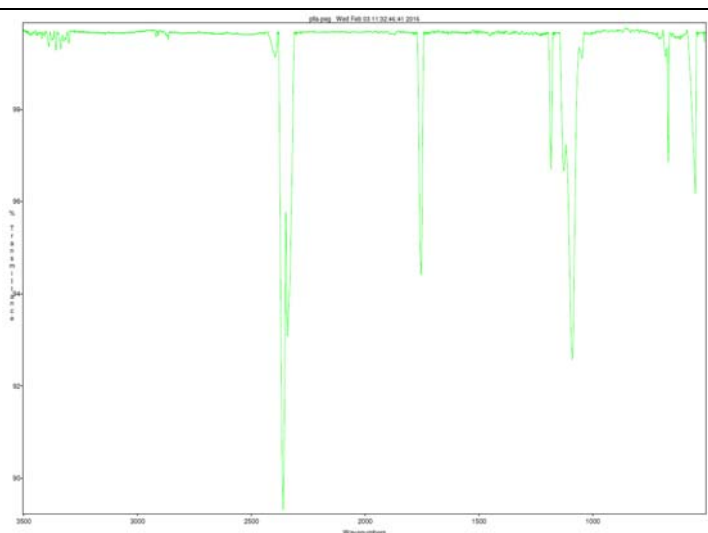
# No. AI119

# Certificate of Analysis

Product Name: Poly(L-lactide)-b-Poly(ethylene glycol)-Maleimide copolymers  
(MW ~ 16,000;3,400 Da) (Lot#: 60202FAJ-A)

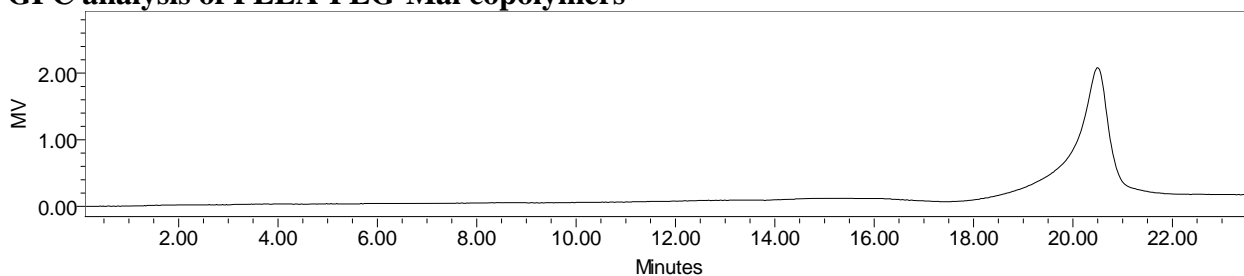


H-NMR Spectrum of PLLA-PEG-Mal copolymers in DCI3 (Varian Inova 500 MHz instrument), NMR of PLLA-PEG-Mal repeat units: EG-LA = 75\*-172\* (Mn EG-LA = 3,304\*-12,419) (\*-data provided by MFG)



Analysis Method: Collected from cast-film on KBR salt-plate placed in Satellite FTIR (Thermo-Mattson) and analyzed in transmission mode.

## • GPC analysis of PLLA-PEG-Mal copolymers



Analysis Method: Waters Breeze 2 system with 1 ml/min DCM flow across three Phenogel 5um columns (Phenomenex). Detection via refractive index, calibrated against polystyrene standards.

Polymer	Mn (from GPC)	Mw (from GPC)	PDI
PLLA-PEG-Mal	16,826	18,750	1.11
PEG Precursor		3300*	

\*-data provided by manufacturer

## • Structure of PLLA-PEG-Mal copolymers

