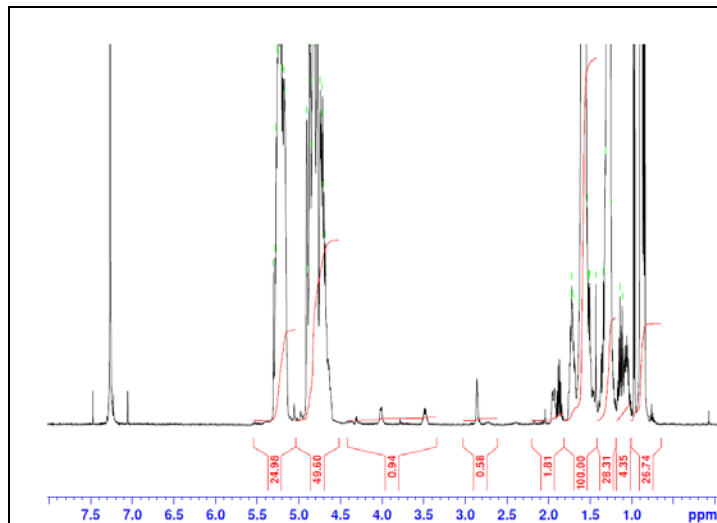
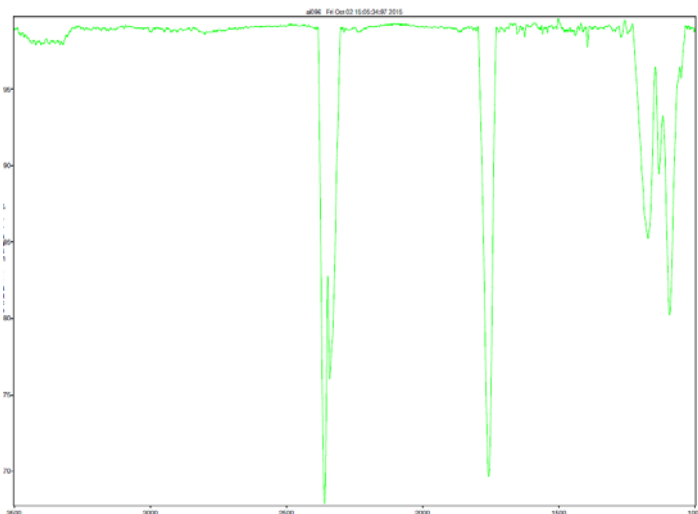


No. AI116 Certificate of Analysis

Product Name: Poly(lactide-co-glycolide)-N-hydroxysuccinimide endcap (Mn 50,000-80,000 Da, 50:50 LA:GA) (Lot#: 50929AHT)

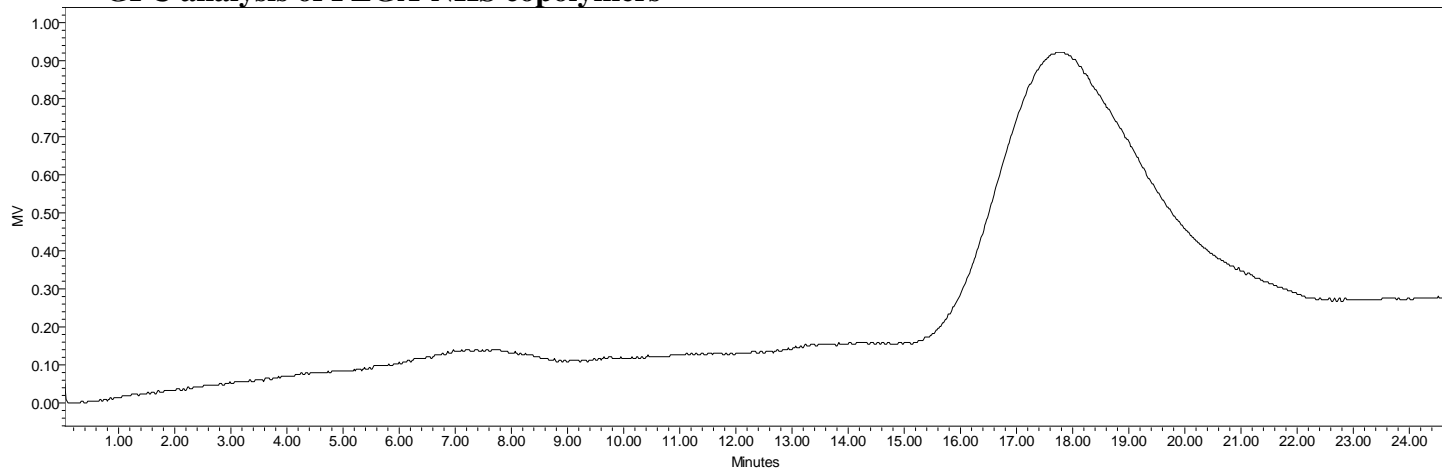


H-NMR Spectrum of PLGA-NHS copolymer in CDCl₃ (Varian Inova 500 MHz instrument), NMR of PLGA-NHS repeat units:
LA/GA = 50:50 molar (56/44 w/w)



FTIR Analysis: Collected from cast-film on salt-plate placed in Satellite FTIR (Thermo-Mattson) and analyzed in transmission mode.

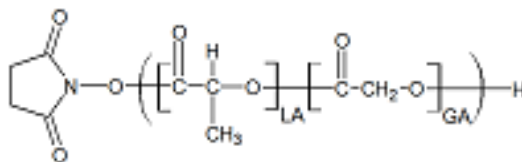
• GPC analysis of PLGA-NHS copolymers



Analysis Method: Varian Prostar system with 1 ml/min DCM flow across two Phenogel 5µm columns and one PLgel Resipore column (Agilent). Detection via UV/Vis, calibrated against polystyrene standards.

Polymer	Mn (from GPC)	Mw (from GPC)	PDI
PLGA-NHS	58544	88994	1.52

• Structure of PLGA-NHS copolymers



Material provided for research use only. Not for human use.