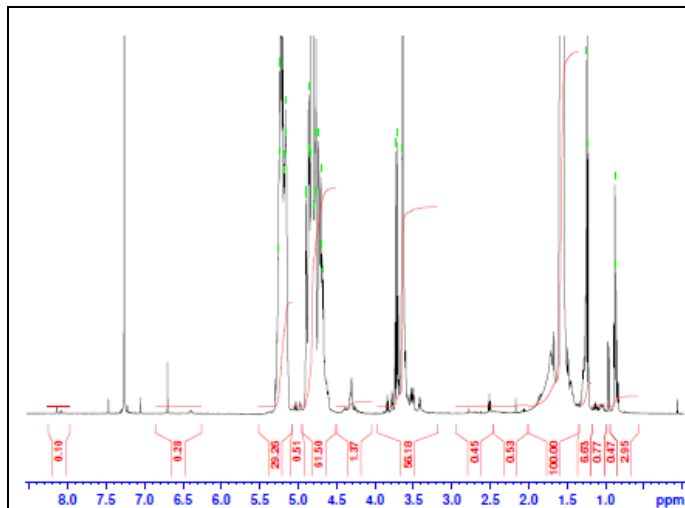


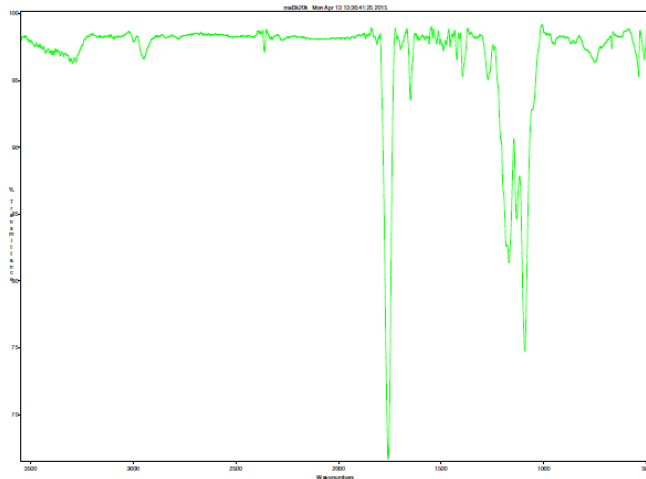
No. AI109

Certificate of Analysis

Product Name: Poly(lactic-co-glycolic)-b-Poly(ethylene glycol)-Maleimide copolymers
($M_w \sim 20,000-3,400\text{Da}$) (Lot#: 50403JSG)

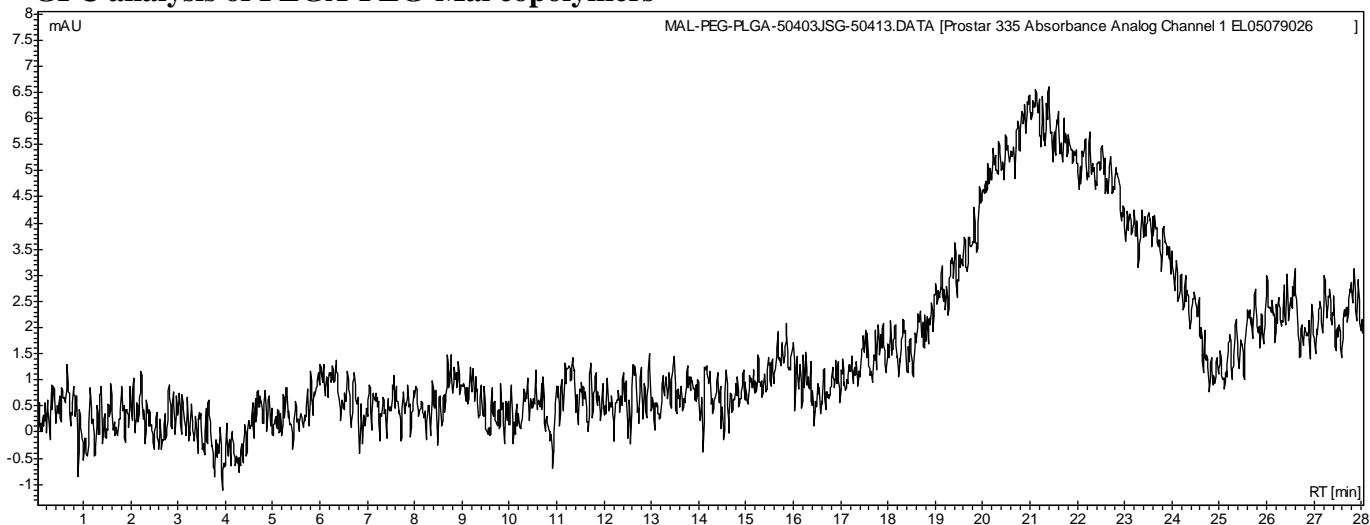


$^1\text{H-NMR}$ Spectrum of PLGA-PEG-Mal copolymers in CDCl_3 (Varian Inova 500 MHz instrument), NMR of PLGA-PEG-Mal repeat units: EG-LA/GA = 73*-152/160 (M_n EG-LA/GA = 3,216*-10,950/9,276) *Data provided by manufacturer



FTIR Analysis: Collected from cast-film on salt-plate placed in Satellite FTIR (Thermo-Mattson) and analyzed in transmission mode.

• GPC analysis of PLGA-PEG-Mal copolymers



Analysis Method: Varian Prostar system with 1 ml/min DCM flow across two Phenogel 5 μm columns and one Resipore column (Agilent). Detection via UV/Vis, calibrated against polystyrene standards.

Polymer	M_n (from GPC)	M_w (from GPC)	PDI
PLGA-PEG-Mal	9566	25839	2.70
PEG Precursor	Average M_n by GFC - 3200*		

*-data provided by manufacturer

• Structure of PLGA-PEG-Mal copolymers

