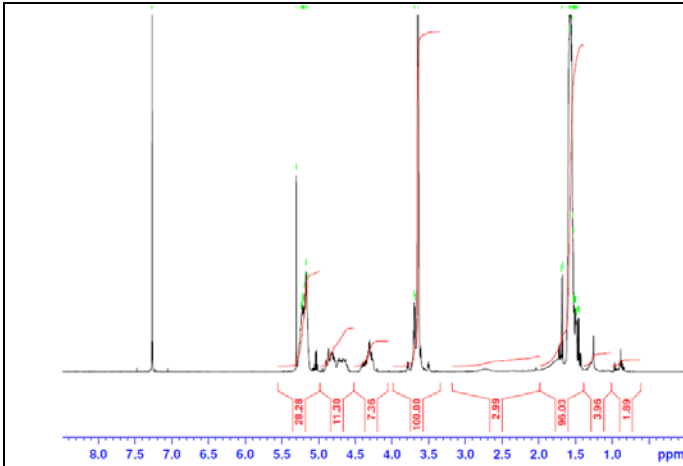
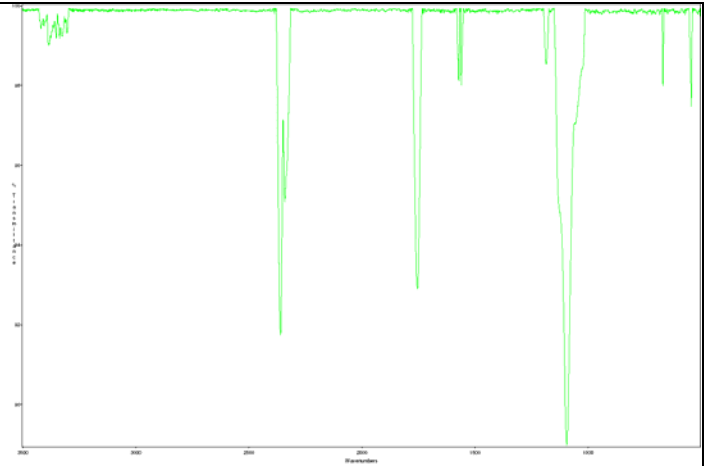


No. AK118 Certificate of Analysis

Product Name: Poly(lactic-co-glycolic acid)-*b*-Poly(ethylene glycol)-*b*-Poly(lactic-co-glycolic acid) copolymers, (Mw~1,000:1,000:1,000 Da) (LA:GA 6:1) Lot# 60610BPR-A

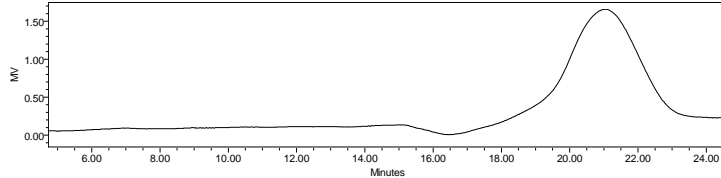


H-NMR Spectrum of PLGA-PEG-PLGA triblock copolymer in CDCl₃ (Varian Inova 500 MHz instrument), NMR of PLGA-PEG-PLGA repeat units: EG-LA/GA: 23*-26/5 (Mn HNMR: 1,013*-1,873/302)(* -MFG data)



FTIR Analysis: Collected from cast-film on KBR salt-plate placed in Satellite FTIR (Thermo-Mattson) and analyzed in transmission mode.

GPC



Analysis Method: Waters Breeze 2 system with 1 ml/min DCM flow across three 300x7.6mm GPC columns (mixed porosities). Detection via refractive index, calibrated against polystyrene standards.

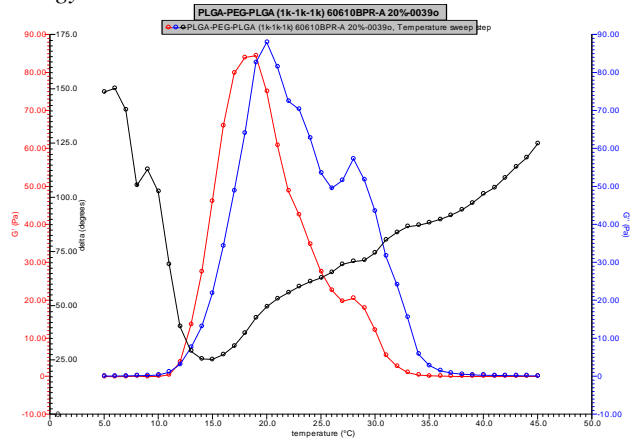
Polymer	Mn (GPC)	Mw (GPC)	PDI
PLGA-PEG-PLGA	5,958	9,721	1.63
PEG precursor	Mn – 1000*		

* - MFG provided data.

Rheology

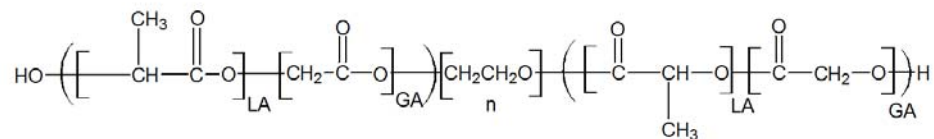
Rheology performed on AR550 (TA instruments) with 60mm 2degree cone on 20% w/v polymer in distilled water dissolved over 2 days with shaking at 4C. Viscosity of solution at 0.1 (sec-1) and 5C was measured (1minute peak hold 5 second test intervals). Rheology performed by oscillating at constant 6.283 rad/s, 0.1% strain, in increments of 2.5C ranging from 5-45C with 3 minutes of temperature equilibration at each point.

Rheology Chart



Viscosity 20% w/v solution at 5C 8.440E-3Pa.s

Structure of PLGA-PEG-PLGA copolymer



Material provided for research use only. Not for human use.