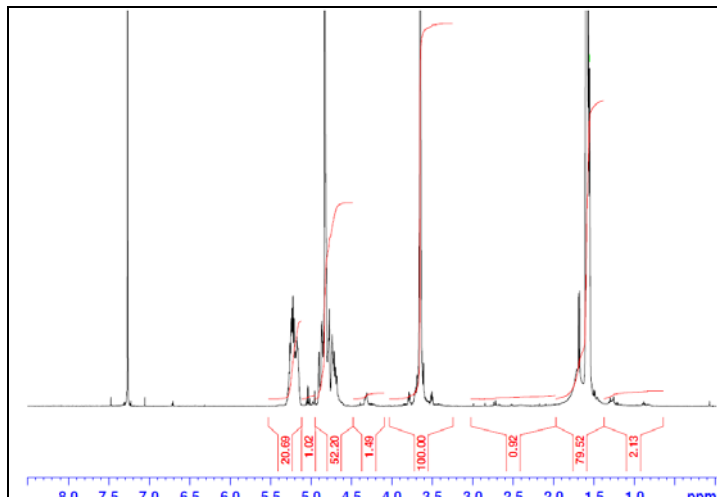


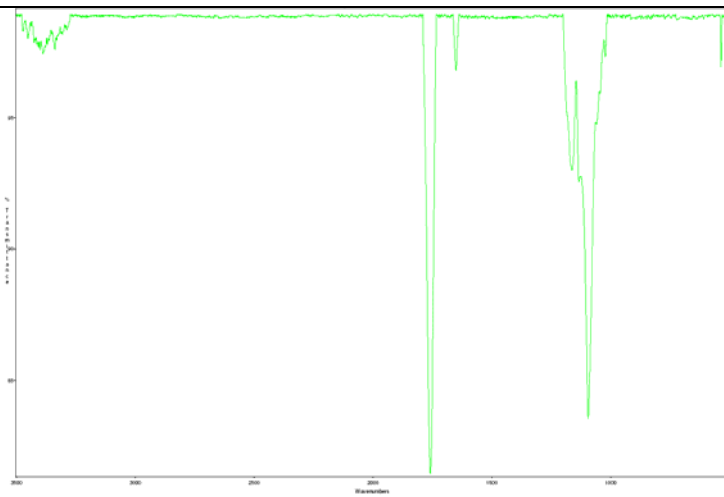
No. AI137

Certificate of Analysis

Product Name: Poly(lactic-co-glycolic)-b-Poly(ethylene glycol)-Maleimide copolymers
($M_w \sim 20,000-10,000\text{Da}$, 50:50) (Lot#: 60617BPR-A)

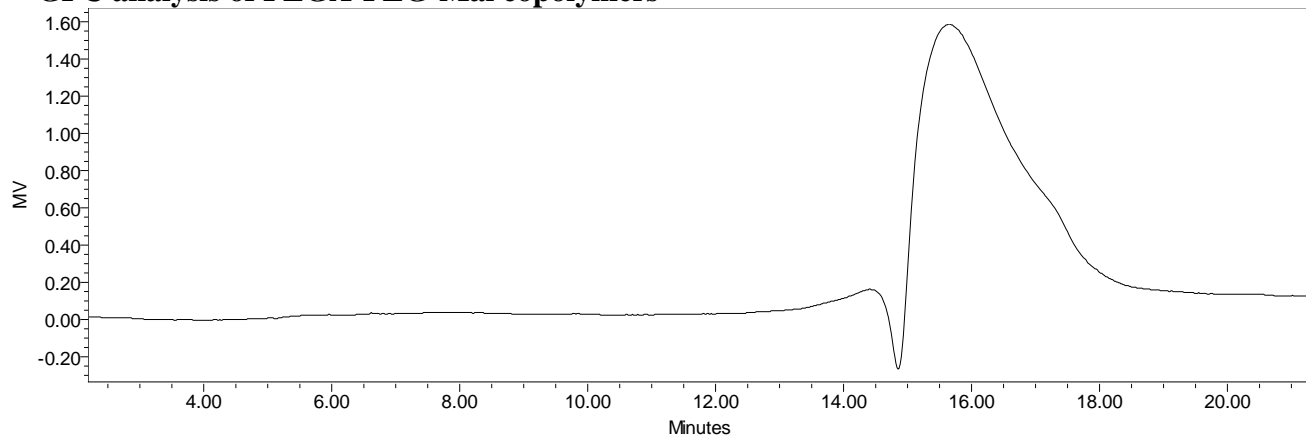


$^1\text{H-NMR}$ Spectrum of PLGA-PEG-Mal copolymers in CDCl_3 (Varian Inova 300 MHz instrument), NMR of PLGA-PEG-Mal repeat units: EG-LA/GA = 233*-193/243 (M_n EG-LA/GA = 10,265*-13,884/14,118) *- Data provided by manufacturer



FTIR Analysis: Collected from cast-film on salt-plate placed in Satellite FTIR (Thermo-Mattson) and analyzed in transmission mode.

• GPC analysis of PLGA-PEG-Mal copolymers

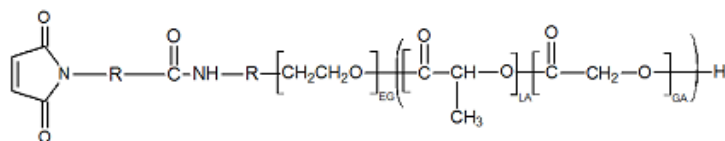


Analysis Method: Waters Breeze 2 system with 1 ml/min DCM flow across three 300x7.6 mm GPC columns (mixed porosities).
Detection via refractive index, calibrated against polystyrene standards.

Polymer	M_n (from GPC)	M_w (from GPC)	PDI
PLGA-PEG-Mal	39,976	49,739	1.24
PEG Precursor	M_n by GFC = 10,250*		

*-data provided by manufacturer

• Structure of PLGA-PEG-Mal copolymers



Material provide for research use only. Not for human use.