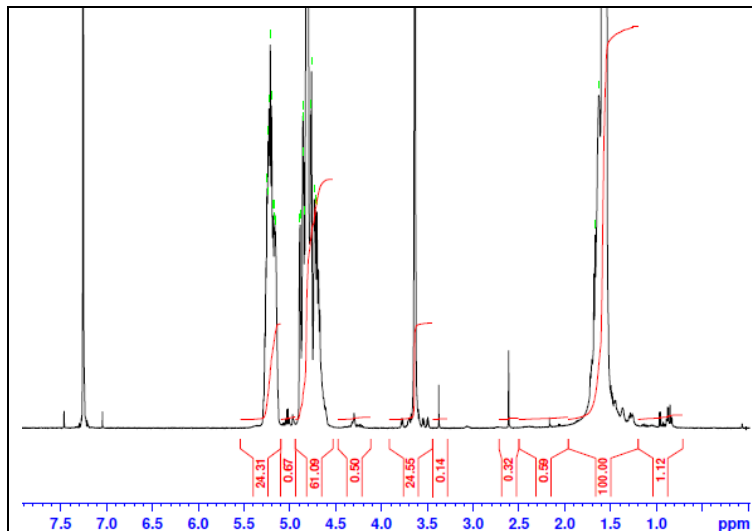


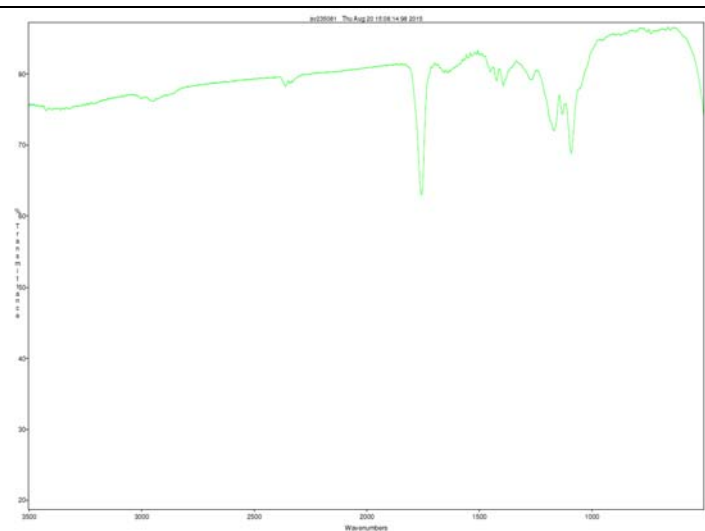
# No. AV23

# Certificate of Analysis

Product Name: Methoxy-Poly(ethylene glycol)-b-Poly(lactide-co-glycolide)-FKB350 copolymers ( $M_w \sim 5,000-55,000\text{Da}$ ) (Lot#: 50813JSG) REV:A



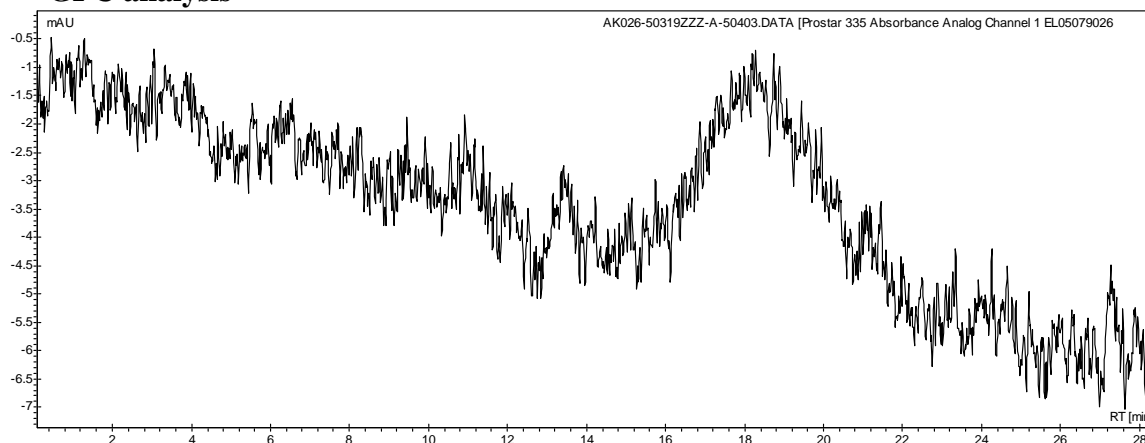
H-NMR Spectrum in  $\text{CDCl}_3$  (Varian Inova 500 MHz instrument),  
NMR of repeat units: EG-LA/GA = 124-491/617 ( $M_n$  EG-LA/GA = 5463-35,368/35,818)



FTIR Analysis: Collected from cast-film on salt-plate placed in Satellite FTIR (Thermo-Mattson) and analyzed in transmission mode.

**FKB350 manufacturer data:** Max absorbance: 352 nm, Max emission: 408nm, common filter set: DAPI

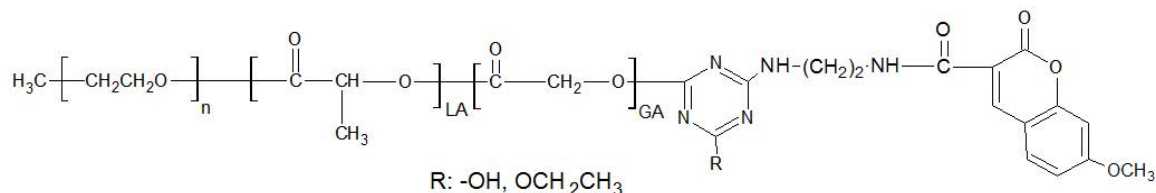
## • GPC analysis



Analysis Method: Varian Prostar system with 1 ml/min DCM flow across two Phenogel 5  $\mu\text{m}$  columns and one PLgel Resipore (Agilent). Detection via UV/Vis, calibrated against polystyrene standards (\*PEG standards).

Polymer	$M_n$ (from GPC)	$M_w$ (from GPC)	PDI
mPEG-PLGA precursor	43,208	82,230	1.90
mPEG5000 initiator*	5,488	5,847	1.06

## • Structure of mPEG-PLGA-FKB350 copolymers



Material provide for research use only. Not for human use.