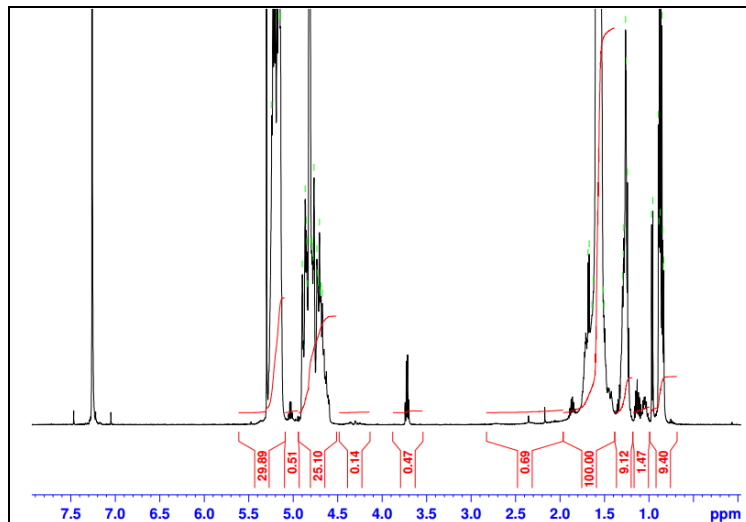


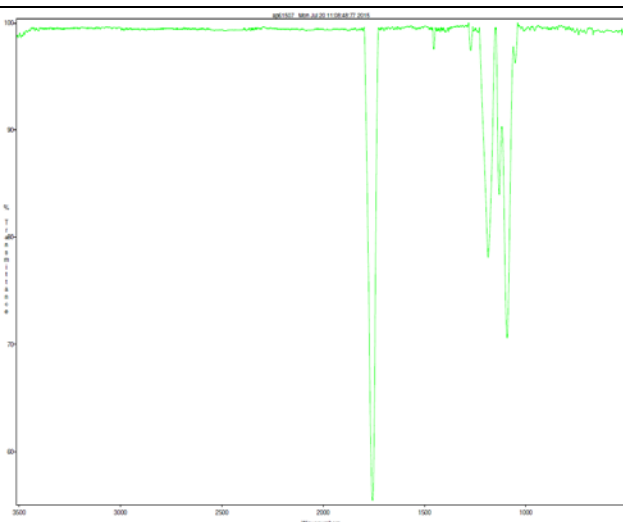
No. AP061

Certificate of Analysis

Product Name: Poly(lactic-co-glycolic) copolymers acid end cap (75:25 LA:GA, M_n : 35,000 - 45,000 Da) (Lot#: 50710FAJ)

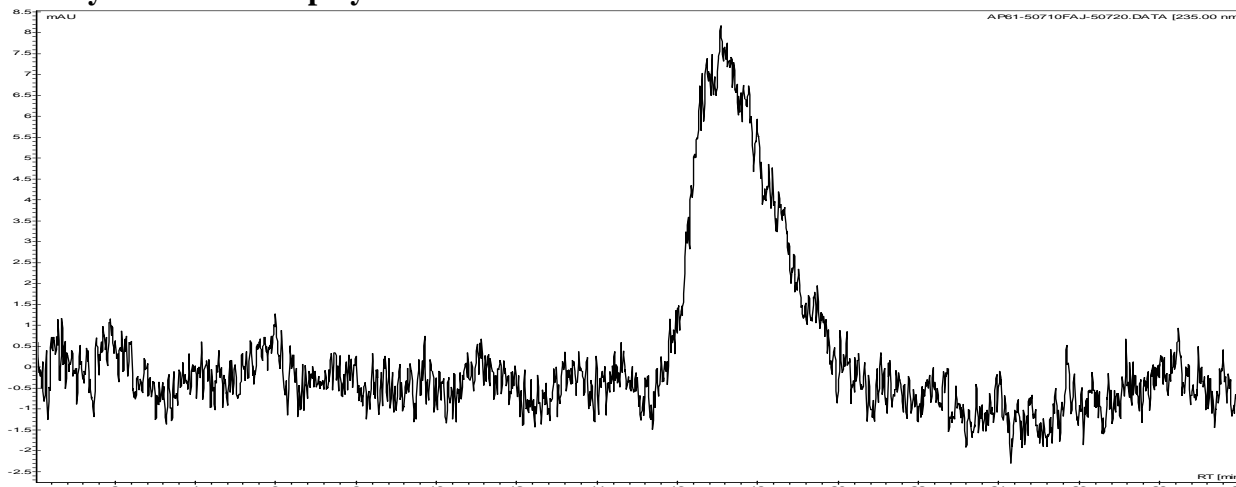


H-NMR Spectrum of PLGA copolymer in CDCl₃ (Varian Inova 500 MHz instrument), NMR of PLGA copolymers: LA/GA = 70%/30% molar ratio (75%/25% w/w)



FTIR Analysis: Collected from cast-film on KBR salt-plate placed in Satellite FTIR (Thermo-Mattson) and analyzed in transmission mode.

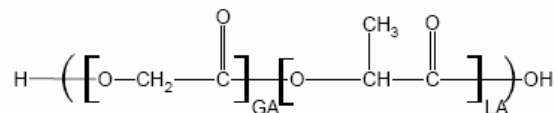
- GPC analysis of PLGA copolymers



Analysis Method: Varian Prostar system with 1 ml/min DCM flow across two Phenogel 5u columns and one Resipore column (Agilent). Detection via UV/Vis, calibrated against polystyrene standards

Polymer	Mn (from GPC)	Mw (from GPC)	PDI
PLGA	43,518	76,504	1.76

- Structure of PLGA copolymers



Material provide for research use only. Not for human use.