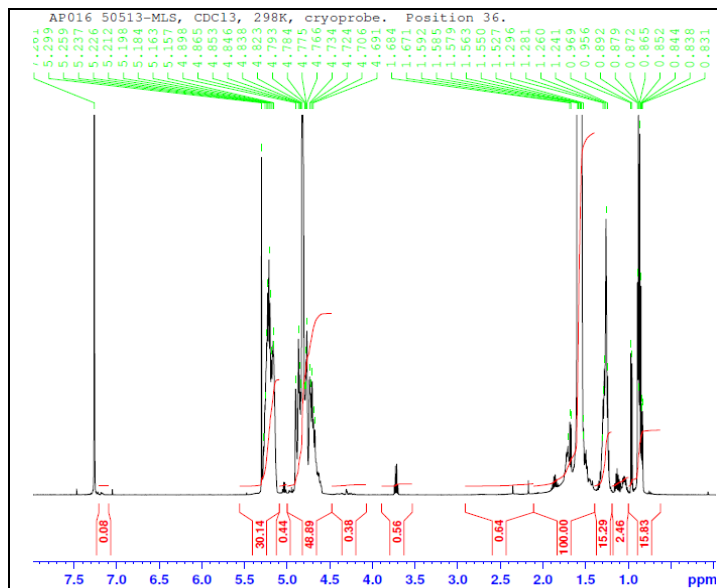


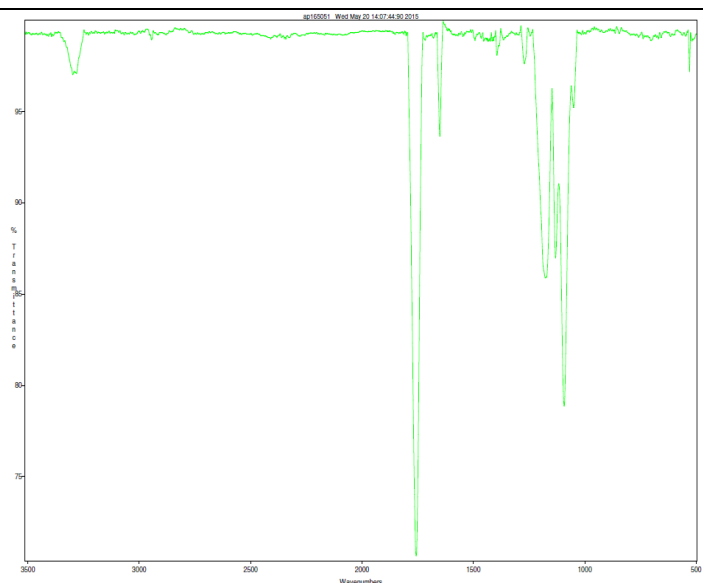
No. AP016

Certificate of Analysis

Product Name: Poly(lactide-co-glycolide) acid endcap (60:40 LA:GA, Mn: 15,000-25,000Da)
(Lot#: 50513MLS) REV:A

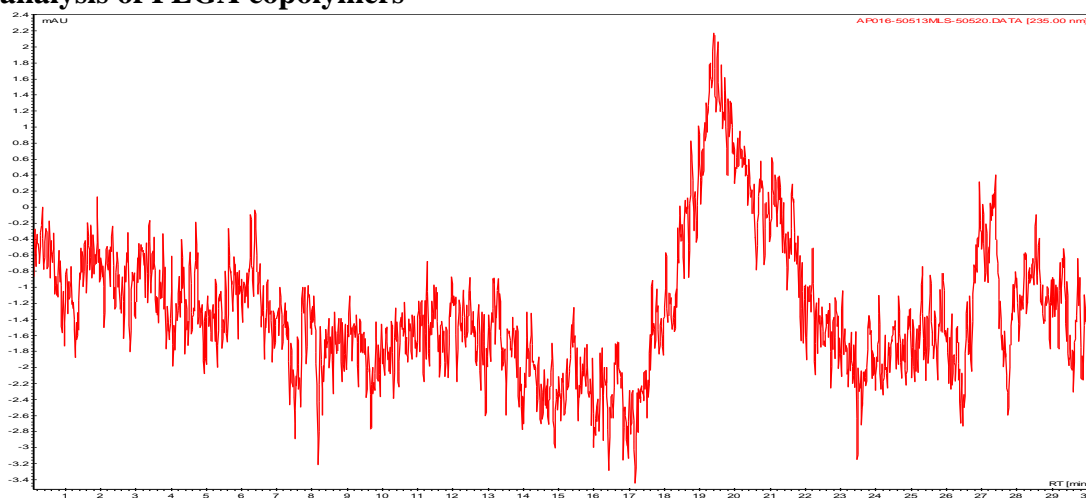


H-NMR Spectrum of PLGA copolymer in CDCl₃ (Varian Inova 500 MHz instrument), NMR of PLGA copolymers: GA/LA = 45%/55% molar ratio (40%/60% w/w)



FTIR Analysis: Collected from cast-film on KBR salt-plate placed in Satellite FTIR (Thermo-Mattson) and analyzed in transmission mode.

• GPC analysis of PLGA copolymers



Analysis Method: Varian Prostar system with 1 ml/min DCM flow across three phenogel 5u column (Agilent). Detection via UV/Vis, calibrated against polystyrene standards.

Polymer	Mn (from GPC)	Mw (from GPC)	PDI
PLGA	15,997	32,187	2.01

• Structure of PLGA copolymers

