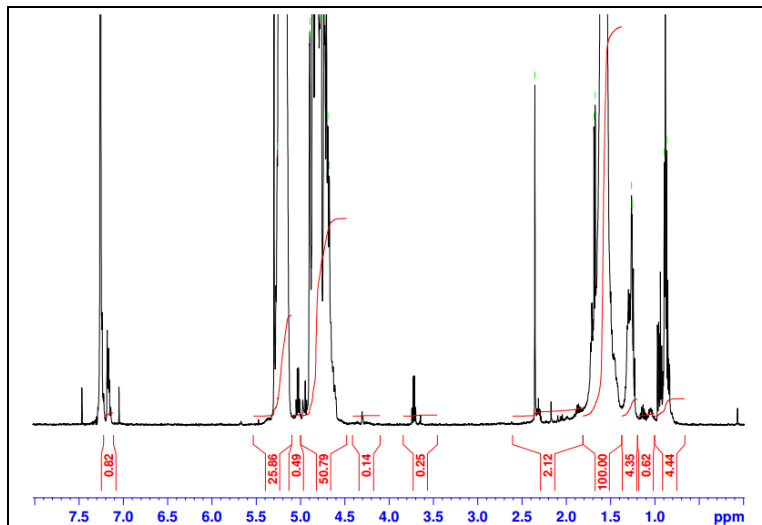


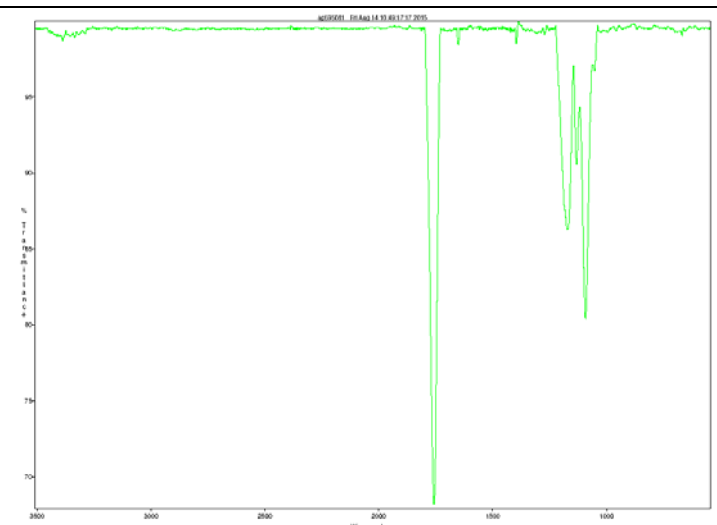
No. AP154

Certificate of Analysis

Product Name: Poly(lactide-co-glycolide) acid endcap (50:50 LA:GA, Mn: 55,000-65,000 Da)
(Lot#: 50811MLS)

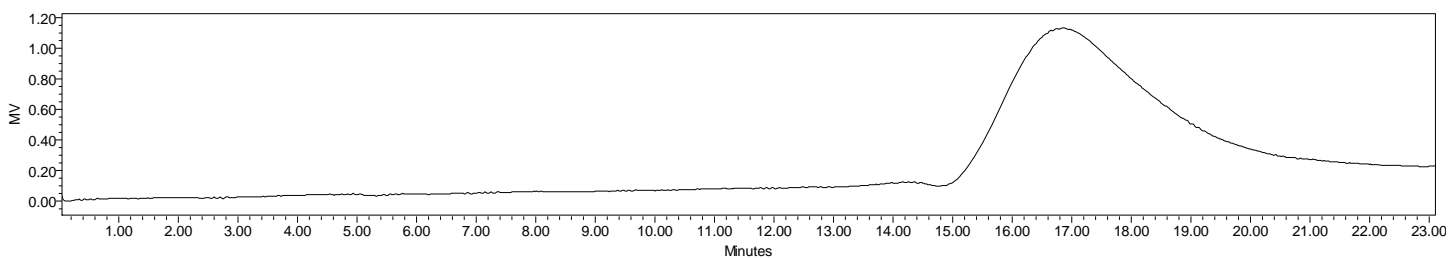


H-NMR Spectrum of PLGA copolymer in CDCl₃ (Varian Inova 500 MHz instrument), NMR of PLGA copolymers:
LA/GA = 50%/50% molar ratio (56%/44% w/w)



FTIR Analysis: Collected from cast-film on KBR salt-plate placed in Satellite FTIR (Thermo-Mattson) and analyzed in transmission mode.

- **GPC analysis of PLGA copolymers**



Analysis Method: Waters Breeze 2 system with 1 ml/min DCM flow across three Phenogel 5um columns (Phenomenex). Detection via refractive index, calibrated against polystyrene standards.

Polymer	Mn (from GPC)	Mw (from GPC)	PDI
PLGA	58,588	97,542	1.66

- **Structure of PLGA copolymers**

