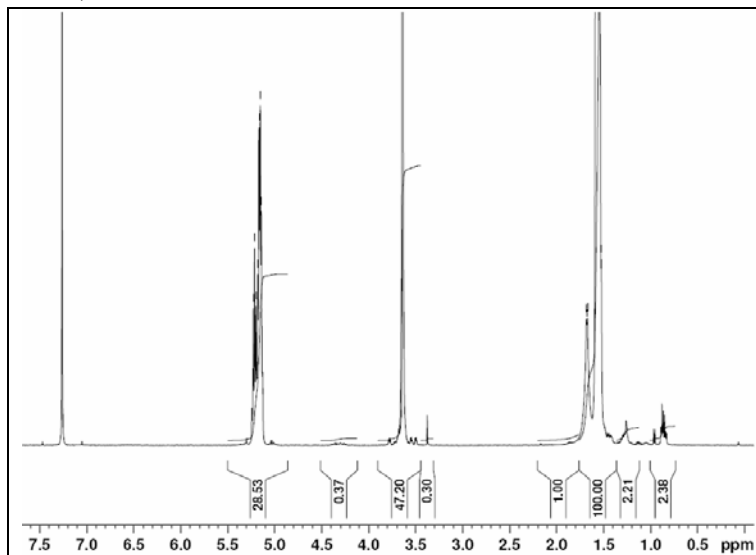


No. AK56 Certificate of Analysis

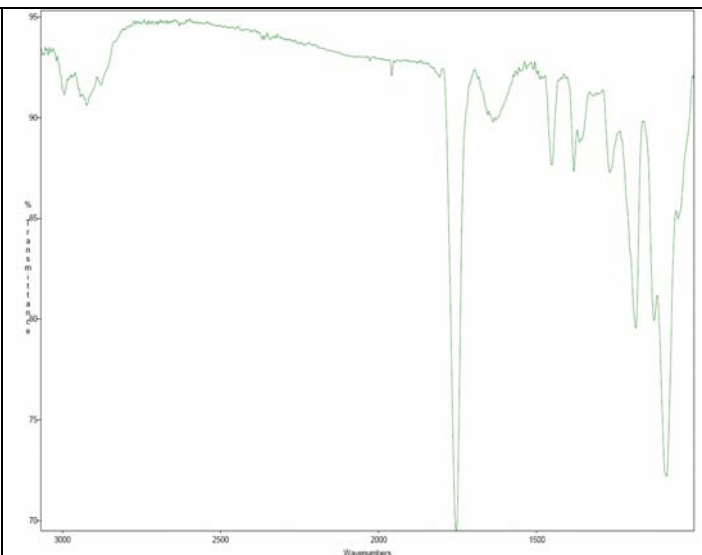
Product Name: Methoxy Poly(ethylene glycol)-b-Poly((D,L) lactic acid) copolymers (MW ~5,000:20,000 Da) (Lot#: 30612JSG)

H-NMR



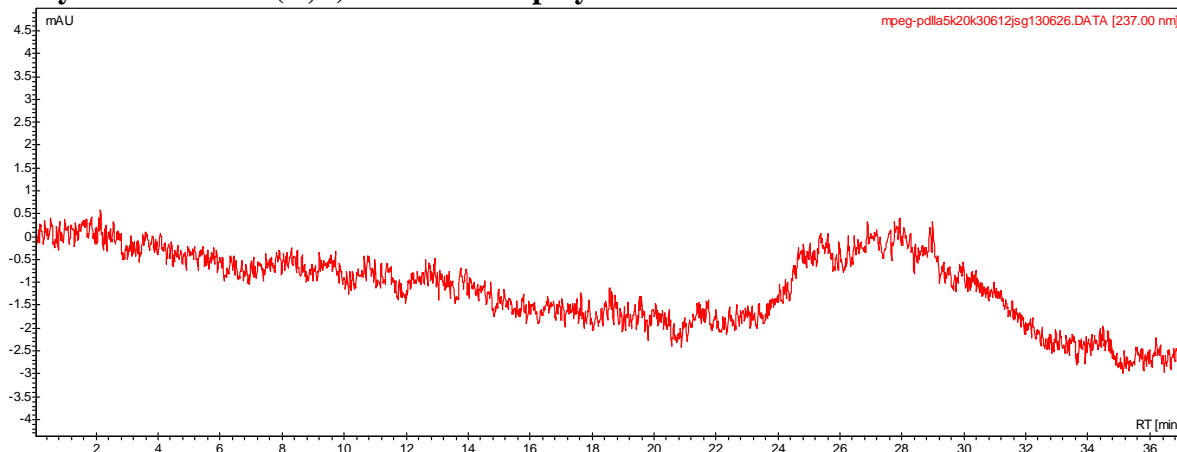
H-NMR Spectrum of mPEG-P(D,L)LA copolymers in CDCl₃ (Varian Inova 300 MHz instrument), NMR of mPEG-P(D,L)LA repeat units: EG-LA = 115*-278 (Mn HNMR-5066*-20,019) (*data from MFG)

FTIR



FTIR Analysis: Collected from cast-film on KBR salt-plate placed in Satellite FTIR (Thermo-Mattson) and analyzed in transmission mode.

- GPC analysis of mPEG-P(D,L)La diblock copolymers**



Analysis Method: Varian Prostar system with 1 ml/min DCM flow across four phenogel 5u columns (Agilent). Detection via UV/Vis, calibrated against polystyrene standards.

Polymer	Mn (from GPC)	Mw (from GPC)	PDI
mPEG-P(D,L)La	31917	69638	2.18
mPEG initiator*	5847	5488	1.07

* - data not shown

- Structure of mPEG-P(D,L)La diblock copolymers**

