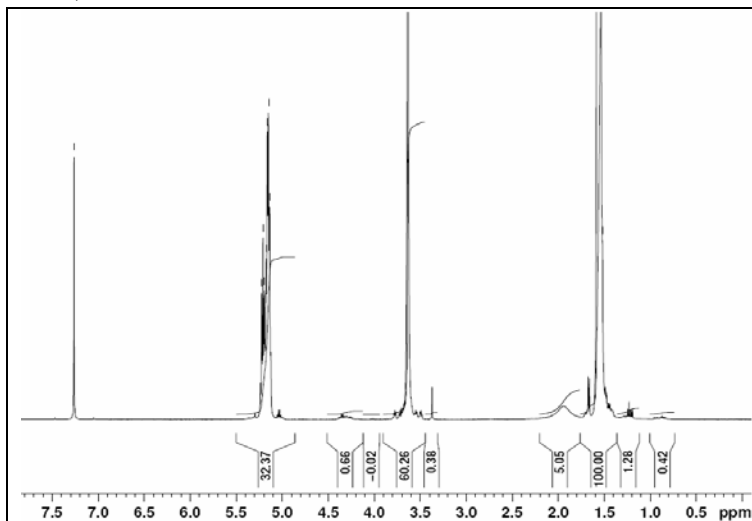


# No. AK55 Certificate of Analysis

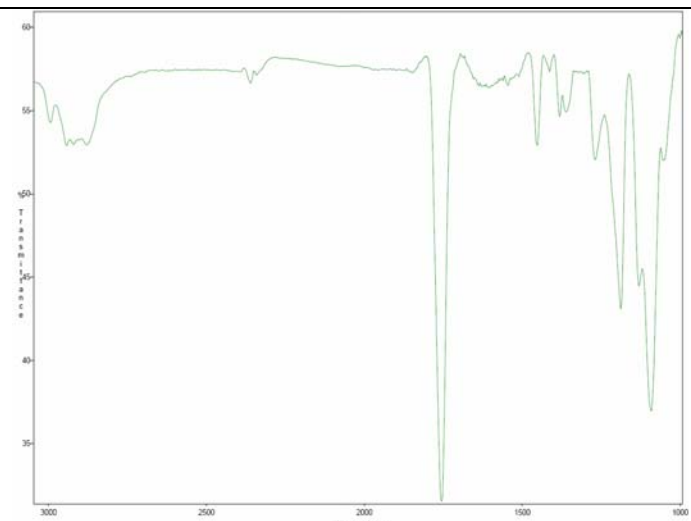
Product Name: Methoxy Poly(ethylene glycol)-b-Poly((D,L) lactic acid) copolymers  
(5,000:18,000Da) (Lot#: 30612JSG)

## H-NMR



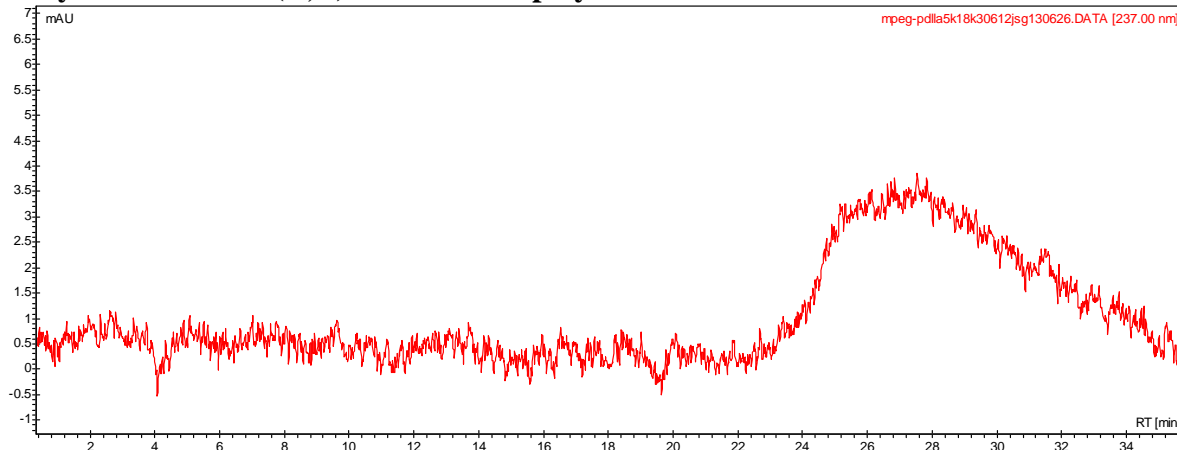
H-NMR Spectrum of mPEG-P(D,L)LA copolymers in CDCl<sub>3</sub> (Varian Inova 300 MHz instrument), NMR of mPEG-P(D,L)LA repeat units: EG-LA = 115\*-247 (Mn HNMR-5066\*-17791) (\*-data from MFG)

## FTIR



FTIR Analysis: Collected from cast-film on KBR salt-plate placed in Satellite FTIR (Thermo-Mattson) and analyzed in transmission mode.

- GPC analysis of mPEG-P(D,L)La diblock copolymers**



Analysis Method: Varian Prostar system with 1 ml/min DCM flow across four phenogel 5u columns (Agilent). Detection via UV/Vis, calibrated against polystyrene standards.

Polymer	Mn (from GPC)	Mw (from GPC)	PDI
mPEG-P(D,L)La	23644	66613	2.82
mPEG precursor*	5488	5847	1.07

\*-data not shown

- Structure of mPEG-P(D,L)La diblock copolymers**

