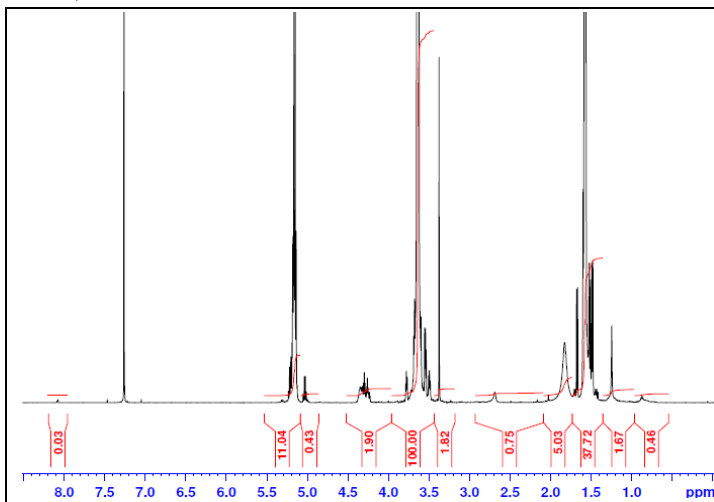


No. AK003

Certificate of Analysis

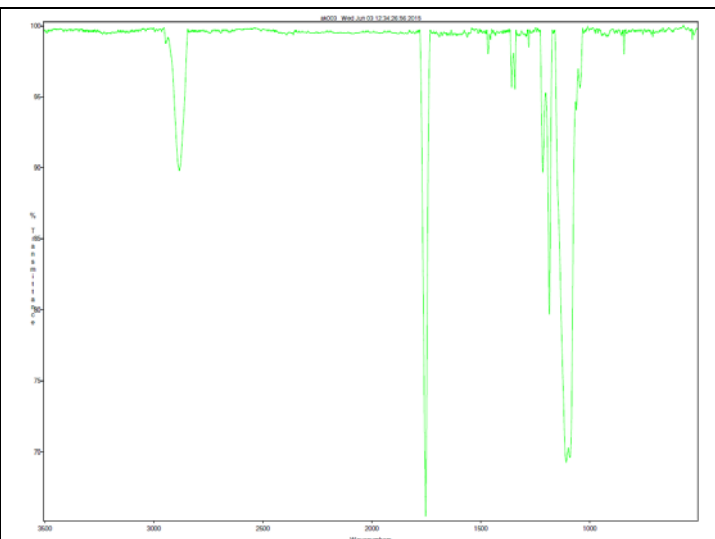
Product Name: Methoxy Poly(ethylene glycol)-*b*-Poly((L)lactide) diblock copolymers
(2,000:1,700Da) (Lot#: 50529FAJ)

H-NMR



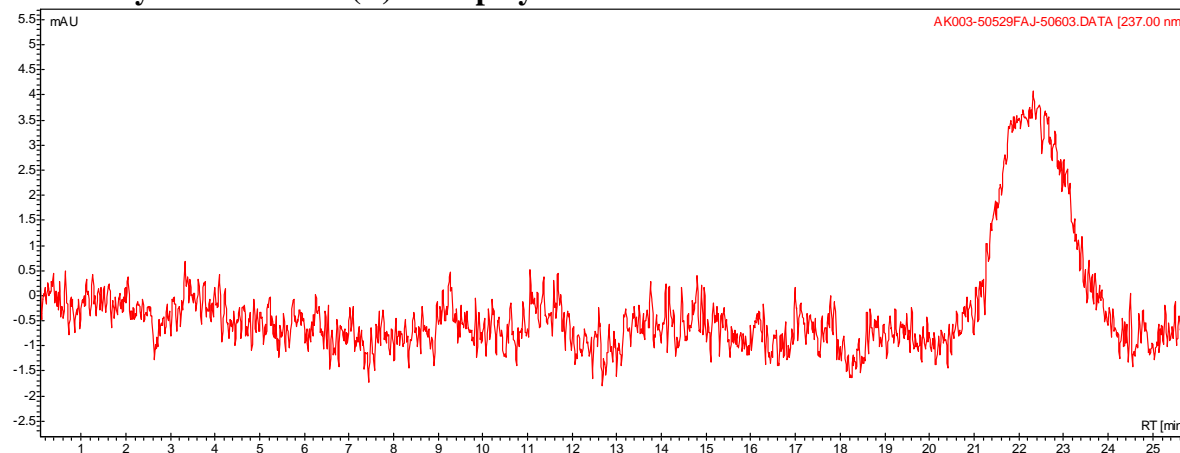
H-NMR Spectrum of mPEG-P(L)LA copolymers in CDCl₃ (Varian Inova 500 MHz instrument), NMR of mPEG-PLLA repeat units: EG-LA = 46-20 (M_n HNMR 2,026-1,463Da)

FTIR



Analysis Method: Collected from cast-film on KBR salt-plate
Placed in Satellite FTIR (Thermo-Mattson) and analyzed in transmission mode.

• GPC analysis of mPEG-P(L)LA copolymers



Analysis Method: Varian Prostar system with 1 ml/min DCM flow across two Phenogel 5u columns and one Resipore column (Agilent). Detection via UV/Vis, calibrated against poly(ethylene glycol) standards

Polymer	M _n (from GPC)	M _w (from GPC)	PDI
mPEG-P(L)LA	3803	5077	1.34
mPEG initiator	2,468	2,511	1.02

• Structure of mPEG-P(DL)LA copolymers

