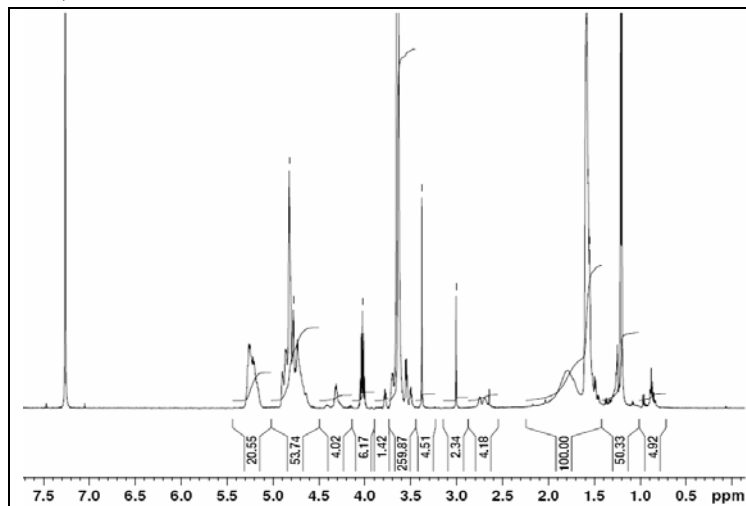


No. AI43

Certificate of Analysis

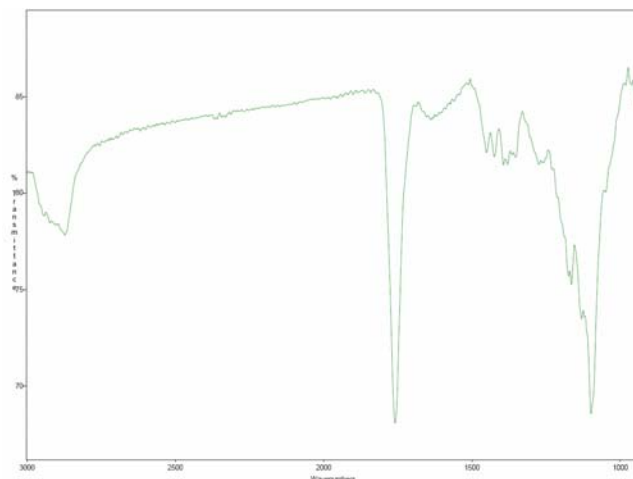
Product Name: Methoxy Poly(ethylene glycol)-b-Poly(lactide-co-glycolide)-succinic acid
(2,000:2,000 Da) (Lot#: 30517JSG)

H-NMR



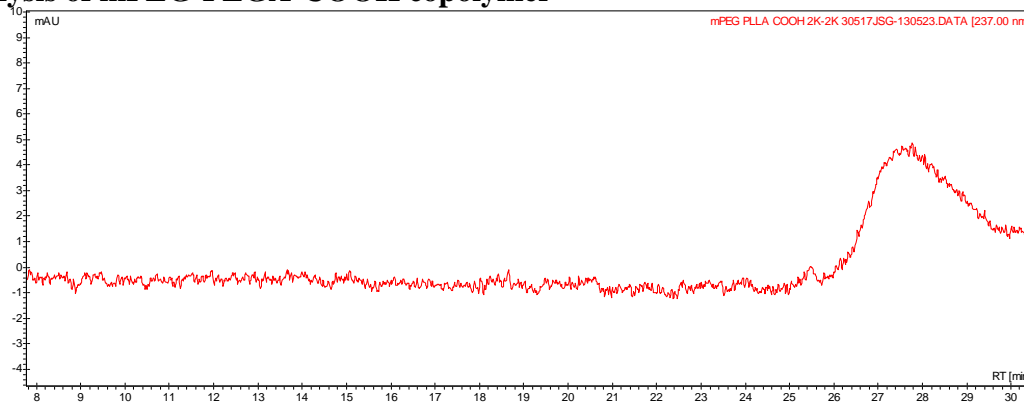
H-NMR Spectrum of mPEG-PLGA-COOH copolymer in CDCl₃ (Varian Inova 500 MHz instrument), NMR of mPEG-PLGA-COOH copolymer, NMR of mPEG-PLGA-COOH repeat units:
EG-GA/LA = 43-18/14 (Mn 1894-1045/1009Da)

FTIR



FTIR Analysis: Collected from cast-film on KBR salt-plate placed in Satellite FTIR (Thermo-Mattson) and analyzed in transmission mode.

- **GPC analysis of mPEG-PLGA-COOH copolymer**



Analysis Method: Varian Prostar system with 1 ml/min DCM flow across three Phenogel 5u columns and one PLgel Resipore column (Agilent). Detection via UV/Vis, calibrated against polystyrene standards

Polymer	Mn (from GPC)	Mw (from GPC)	PDI
mPEG-PLGA-COOH	5763	6812	1.18
mPEG precursor	2298	2637	1.15

- **Structure of mPEG-PLGA-COOH copolymer**

