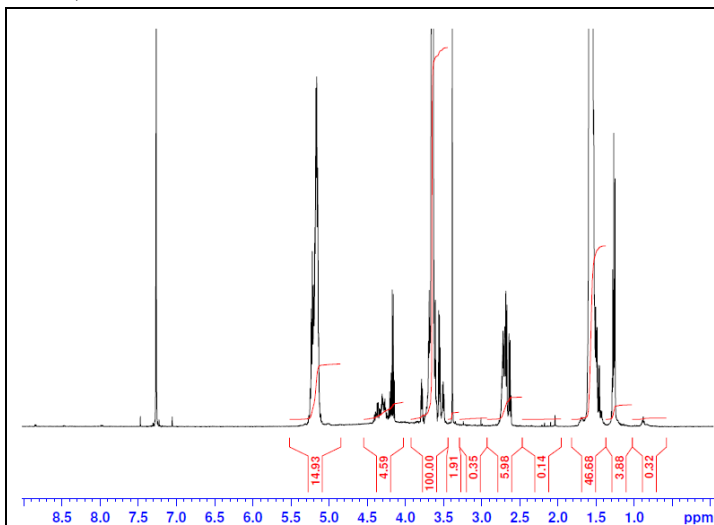


No. AI148

Certificate of Analysis

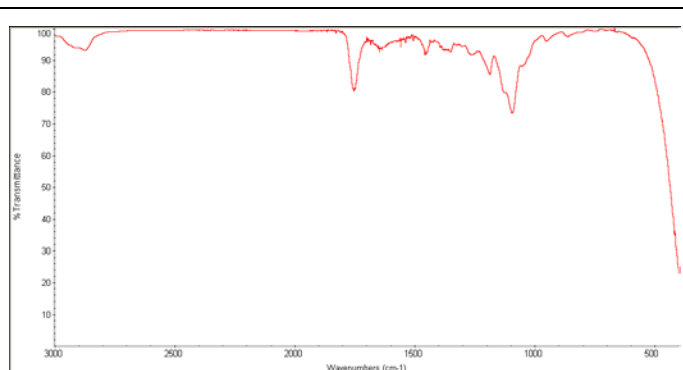
Product Name: Methoxy Poly(ethylene glycol)-*b*-Poly((L)lactide) di-block copolymers acid endcap (2,000:2,000Da) (Lot#: 61031FAJ-A)

H-NMR



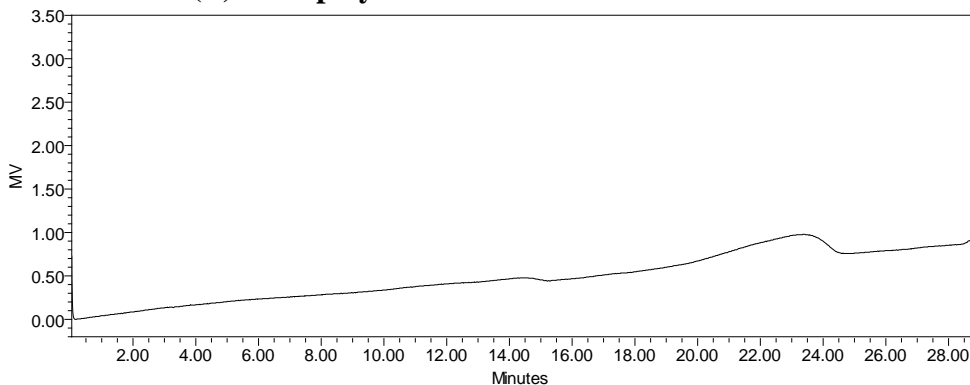
H-NMR Spectrum of mPEG-P(L)LA-COOH copolymers in CDCl₃ (Varian Inova 500 MHz instrument), NMR of mPEG-PLLA repeat units: EG-LA = 46-27 (M_n HNMR 2026*-1978 Da). 96.2% pure by NMR. (*-MFG nominal)

FTIR



Analysis Method: Collected from cast-film on KBR salt-plate
Placed in Nicolet Protégé 460 and analyzed in transmission mode.

• GPC analysis of mPEG-P(L)LA copolymers



Analysis Method: Waters Breeze system with 1 ml/min DCM flow across three GPC columns (7.8 x 300 mm, mixed porosities).
Detection via UV/Vis, calibrated against poly(styrene) standards

Polymer	M _n (from GPC)	M _w (from GPC)	PDI
mPEG-P(DL)LA-COOH	4315	6145	1.42

• Structure of mPEG-P(DL)LA-COOH copolymers

